

ISSUE 17  
March 2021

PIPER | SANDLER

# Chemicals M&A Review

theValenceGroup

New York

Tel: +1 212 847 7340

London

Tel: +44 (0) 207 291 4670

[www.PiperSandler.com](http://www.PiperSandler.com)

## Highlights

- M&A rebound continues with volumes and value back to pre-Covid levels
- Corporate profits continue to rise for specialty chemical companies
- Trading multiples near all time highs while average transaction valuations at 20 year highs
- Asia and US regions now account for more than 80% of all chemicals M&A

 **BainCapital**  
  
are acquiring the  
Specialty Ingredients business of  
  
Financial Advisor

  
has acquired  
  
**VERDESIAN**  
from  
 **PAINE SCHWARTZ  
PARTNERS**  
Financial Advisor

  
**GRYPHON  
INVESTORS**  
has acquired  
  
from the founders  
Financial Advisor

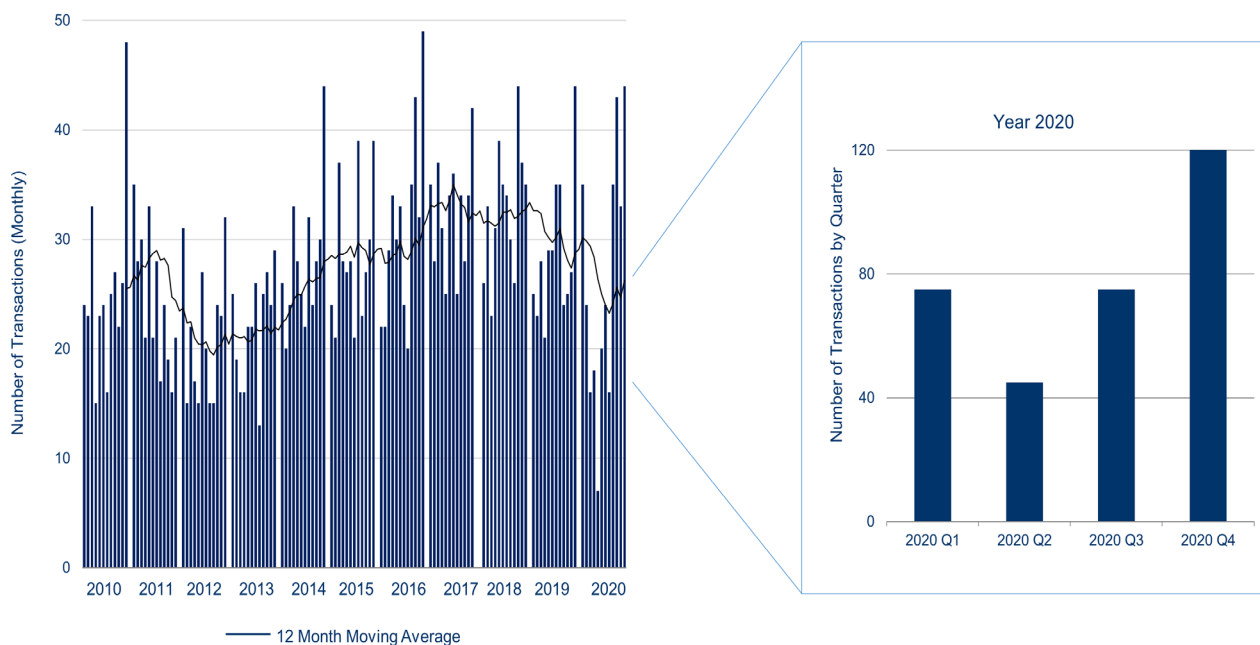
**MOMENTIVE™**  
jointly owned by  
   
is selling its  
Consumer Sealant business to  
  
Financial Advisor

## Chemical Companies Valuations and Profits

It would have been a bold prediction, while in the middle of the global pandemic, to say that chemical company M&A transactions would recover so quickly in Q4 of last year to reach the same average volumes of the last 10 years. But that is where we ended 2020. Quite a turnaround from earlier and probably unexpected by many in the industry. The initial months of 2021 have continued the trend with high transaction volumes as the world slowly eases out of lockdowns.

As shown in Figure 1 the global M&A monthly transaction volumes declined to all time lows in May 2020, before strongly rebounding in Q3 and Q4. Volumes of deals in Q4 were at levels that we have typically witnessed over the last years with no appreciable drop in activity. This is quite remarkable, bearing in mind many countries were almost closed to travel. Site visits, management presentations and all the associated activity had to be re-routed through video calls or drones with only limited face to face interaction.

Figure 1: Monthly Chemicals M&A Volumes



The Valence Group of Piper Sandler and Capiq analysis. Deals above \$10m

The overall deal value for 2020 was also in the range of the last few years. Excluding the occasional “elephant deal” such as DuPont-Dow and Aramco-Sabic, the average total transaction value for chemicals M&A is approximately \$80bn per year.

Last year was close to \$70bn which is all the more noteworthy considering that Q2 was so weak. As shown in Figure 2, 2020 does not seem exceptional at all in terms of M&A activity. Of course, closer inspection of the detail does show a drop in volume for very small deals and larger deals. The latter likely caused by some reluctance by larger companies to undertake a transformational transaction during a pandemic.

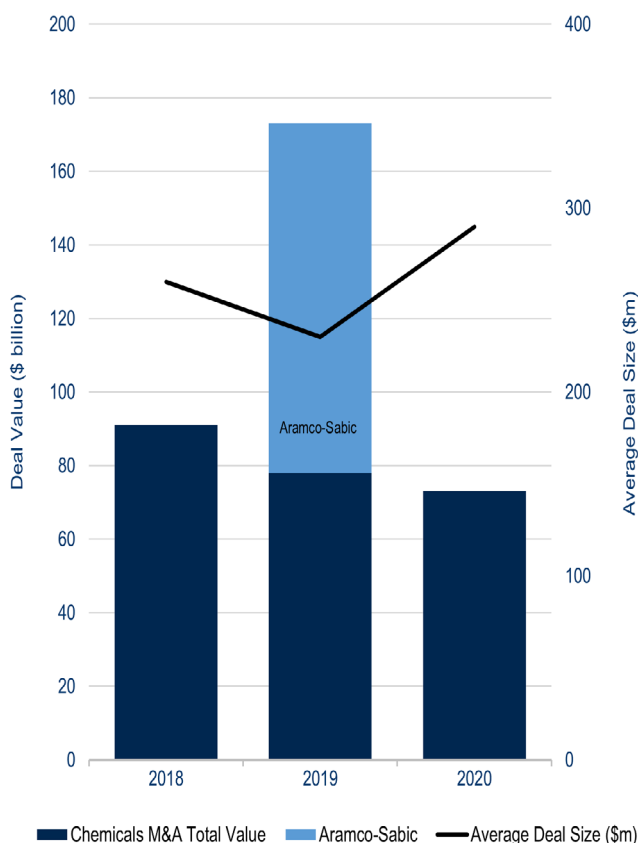
Small deals will have been also impacted by travel restrictions and funding needs. The overall result was total deal value last year was close to recent levels, but average deal size was considerably greater at more than \$300m. This is one of the highest levels in the last decade.

The signs are that Q1 this year has seen a strong start with notable transactions such as

- **Trinseo-Arkema PMMA**
- **PPG-Tikkurila**
- **Ashland-Schuelke and Mayr (Personal Care)**
- **AEA-Verdesian**
- **Lanxess-Emerald Kalama**
- **Bain Capital/Cinven – Lonza Specialities**

We have also seen a very strong rebound in Asia. China in particular has seen an exceptionally strong first few months, with data from Refinitiv indicating the first 10 weeks of 2021 were the strongest ever for domestic Chinese M&A (all sectors). As reported

Figure 2: Total Chemicals M&A by Value (US\$ basis)



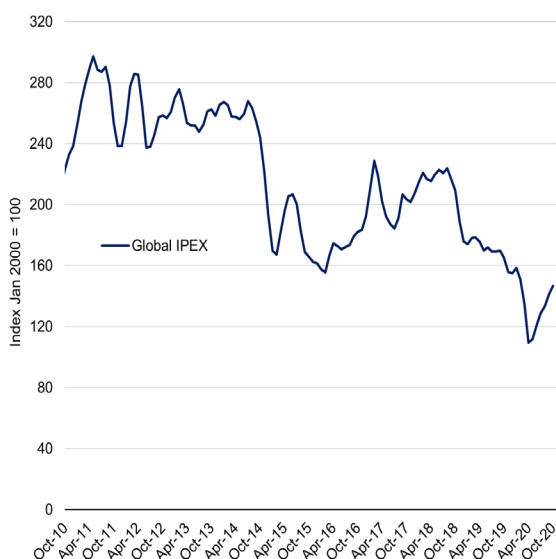
The Valence Group of Piper Sandler and Capiq analysis. Excluding transactions <\$20m.

in the media, companies from other Asian countries have also been active in chemical M&A recently, further underpinning the strength of the market. Most chemicals M&A in 2020 was Asia-based with more than 60% of all deals originating in the region and this appears to continue. Therefore as outlined in the next section, there are good reasons to expect the level of activity to be higher than in the past few years.

## Profits and Valuations

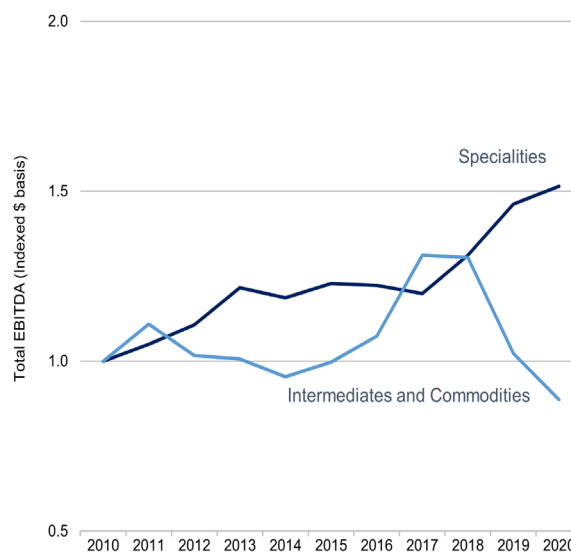
Maybe one of the most surprising aspects of 2020 has been the strength of corporate profits in the chemical industry. Despite huge GDP contractions in some sectors of the economy, and indeed in some countries and regions, chemical company profits have remained strong across many segments. There are several reasons for this, including lower commodity chemical prices as shown in Figure 3. Raw material prices for many chemical companies in 2020 were at near all time lows. Clearly this was on the back of low oil and gas prices which remained depressed throughout most of the year. Lower overall demand and poor supply/demand economics for many chemicals also contributed.

Figure 3: Chemical Product Pricing (IPEX)



ICIS analysis. Excluding transactions <\$20m.

Figure 4: Chemical Company Total EBITDA Trend by Sector



The Valence Group of Piper Sandler and Capiq analysis.

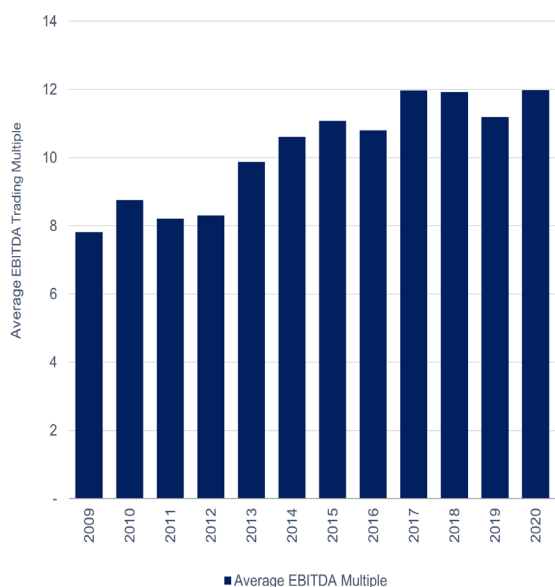
This balance between oil price and supply/demand is difficult to forecast, although with oil price rising and demand increasing, we would expect some increase in input pricing (and this is already showing in some commodity pricing).

The impact on overall chemical company profits is highlighted in Figure 4. We have aggregated commodities/intermediates and all mid/higher tier specialty chemicals together to better delineate the trend between the two groups. Unsurprisingly, profit in specialties has been strong especially in the last few years. Specialties have benefitted partially from the lower raw material costs but this has been combined with the consolidation in the sector and improved pricing power.



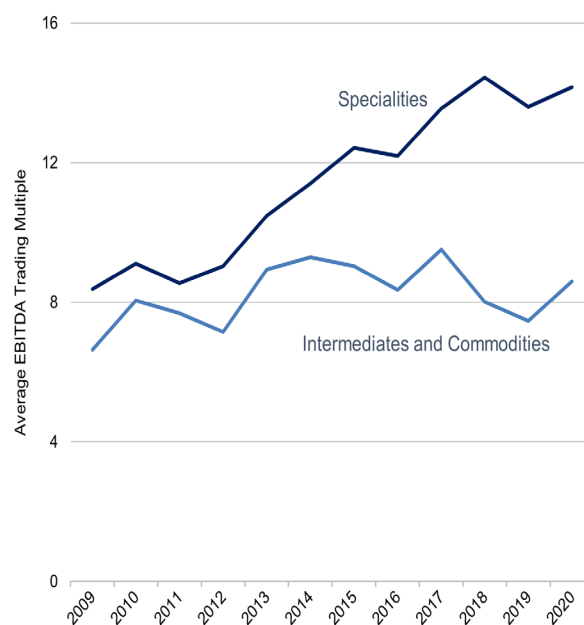
These profit dynamics have also fed through to valuations. Trading multiples for chemical companies reached a near all time high in 2020 (Figure 5). This has been attributed to increasing profits in the sector, combined with low interest rates and expectations of demand supporting equity markets. In particular, specialty chemical trading multiples have continued to climb to unseen levels and have now almost doubled in the last 10 years. We have again aggregated all specialty chemical type companies to show the trend more clearly in Figure 6 (previous newsletters have shown the difference between high and mid-tier specialty chemicals which shows even higher valuations).

Figure 5: Chemical Company Trading Multiples



The Valence Group of Piper Sandler and Capiq analysis. Based on c. 90 mainly US and European chemical companies

Figure 6: Trading Multiples by Chemical Segment



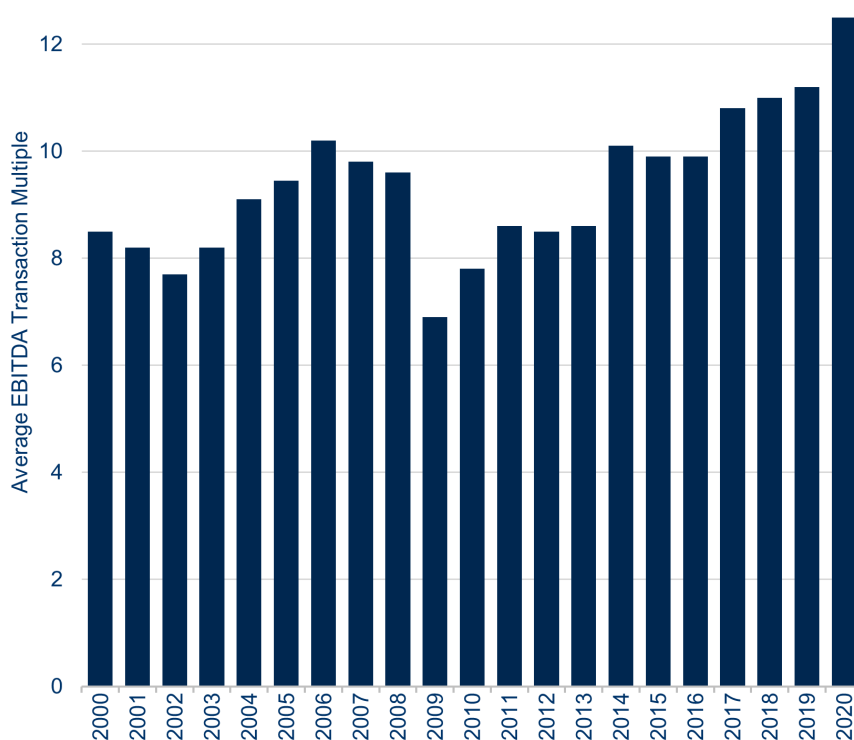
The Valence Group of Piper Sandler and Capiq analysis. Based on c. 90 mainly US and European chemical companies

We would expect that as 2021 progresses, chemical company profits will improve and will catch-up with the forward looking current stock prices. This should moderate the level of the trading multiples, but it will also probably increase the divergence between specialty and commodity chemical valuations. There is no foreseeable reason to see any major change in valuation levels.

More pointedly, transaction EBITDA multiples have shown a similar and even stronger increase in valuations. As shown in Figure 7, transaction multiples have now risen above 12x EBITDA. The key industry fundamentals of increasing consolidation and profits, a shift downstream by chemical companies, more competitive M&A environment with fewer targets and more Asian competition, has propelled chemicals transaction valuations to their highest ever level. Furthermore, both financial sponsors and SPACs, both with an enormous amount of capital to deploy, have underpinned many processes. Now with debt costs so low, they are even able to outbid many strategic/industrial companies

as so recently exemplified by the divestment of Lonza Specialty Ingredients to Bain Capital/Cinven. It should be noted that there were fewer commodity chemical deals in 2020 and this will certainly have increased the average multiple paid as the year was skewed more to specialty chemical transactions. Nevertheless, 2021 appears to be on the same trajectory and again, although there may be some marginal decline in overall average valuation, we do not expect any significant change to the current fundamentals and therefore mean EBITDA multiples. Undoubtedly from the transactions where we are currently engaged, there is little to suggest the appetite for acquisitions and valuations has diminished.

Figure 7: Chemical Company Transaction EBITDA Multiples



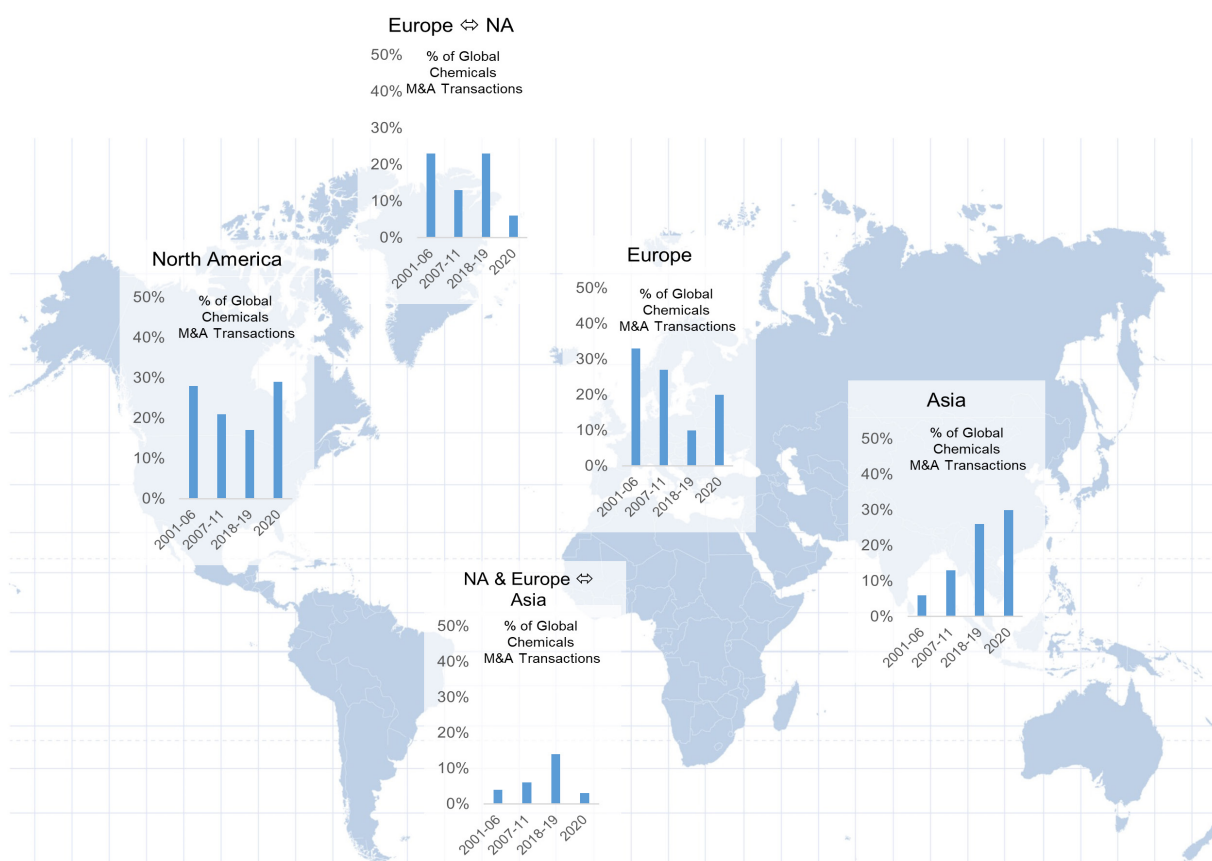
The Valence Group of Piper Sandler internal analysis. Disclosed Transactions > c.\$200m

## Chemicals M&A - Growth of Asia

Over the last 20 years Asian chemical companies have grown in significance in their regions, with China, SE Asia, Korea and India all becoming important centres for chemicals. Most of the growth at the turn of this century was organic and very much focused on growing business through investment in manufacturing, with areas such as R&D and M&A playing a secondary role. In the last few years that situation has changed, with many

Asian companies seeking and making acquisitions in the region and beyond. In parallel, the US energy situation with the advent of shale gas, had started to attract global interest with a corresponding increase in M&A activity by US and foreign companies. The result is that Europe has become less important as a destination for M&A, with fewer transactions by European and foreign companies in the region. In fact, this trend had reached the point by 2019 that less than 10% of all global chemicals M&A was in Europe (see Figure 8).

Figure 8: Value of Chemicals M&A by Region (US\$ basis)



The Valence Group of Piper Sandler and Capiq analysis. Excluding transactions <\$20m

---

Less than 15 years ago almost 30% of all worldwide transactions were in Europe and the region was the largest M&A market in the world. Slow GDP growth, regional hurdles, costly energy and raw materials, and increased competition from neighbouring regions all combined to make Europe a less attractive option for acquisition. Of course, many great companies are still based in Europe but many of these companies are global in nature rather than European. Growth in the region appears limited and has discouraged investment.

Asia now accounts for more than 30% of chemicals M&A by value. By volume it is considerably larger as there are many smaller deals, especially in China. Including cross-border transactions involving Asian companies, it is even larger at close to 40% of worldwide M&A. As shown clearly in Figure 8, the value of inter-continental deals with Asian companies

has risen from a very low base 15 years ago to now being more than 10% of all transactions. Companies such as Indorama (Thailand), HighSun Group (China) and Petronas (Malaysia) are as likely to be acquirors as the more established companies in Korea and Japan.

Last year Covid-19 changed the dynamic temporarily as travel restrictions limited cross border M&A. This may persist partially through 2021 but the inexorable global expansion of Asian chemical companies will continue. We would expect that within a few years more than 50% of all chemicals M&A will be Asian-based. As consolidation continues in Europe, less than 10% of worldwide transaction value will be intra-regional. The expectation is that 2021 will see a strong M&A market, but US and Asia will lead. It could well be that 2021 turns out to be one of the strongest M&A years ever.



# Specialization Delivers Special Results

*Lead advisor on largest ever chemical LBO*

**\$11.7 billion**

THE CARLYLE GROUP  GIC

have acquired the  
Specialty Chemicals business of

**AkzoNobel** 

now known as

**Nouryon**

*Financial Advisor*

*Lead advisor on third largest chemical LBO*

**\$4.7 billion**

 **BainCapital**

**Cinven**

are acquiring the  
Specialty Ingredients business of

**Lonza**

*Financial Advisor*

**PIPER | SANDLER**

**theValenceGroup**

Piper Sandler Companies (NYSE: PIPR) is a leading investment bank driven to help clients Realize the Power of Partnership®. Securities brokerage and investment banking services are offered in the U.S. through Piper Sandler & Co., member SIPC and NYSE; in Europe through Piper Sandler Ltd., authorized and regulated by the U.K. Financial Conduct Authority; and in Hong Kong through Piper Sandler Hong Kong Limited, authorized and regulated by the Securities and Futures Commission. Private equity strategies and fixed income advisory services are offered through separately registered advisory affiliates.

Piper Sandler outgoing and incoming email is electronically archived and is subject to review, monitoring and/or disclosure to someone other than the recipient. This email may be considered an advertisement or solicitation for purposes of regulation of commercial email messages. If you do not wish to receive email communications from Piper Sandler, visit: [PiperSandler.com/do\\_not\\_email](https://PiperSandler.com/do_not_email). For additional disclosure information, see [PiperSandler.com/disclosures](https://PiperSandler.com/disclosures).

Piper Sandler acquired the preeminent chemicals M&A firm, The Valence Group, on April 3, 2020. The Valence Group is a specialist investment bank offering M&A advisory services exclusively to companies and investors in the chemicals, materials and related sectors.

The chemicals & materials team includes a unique combination of professionals with backgrounds in investment banking, strategic consulting and senior management within the chemicals and materials industries, all focused exclusively on providing M&A advisory services to the chemicals and materials sector.

 **BainCapital**  
  
 are acquiring the Specialty Ingredients business of  
  
 Financial Advisor

  
 has acquired  
  
**VERDESIAN**  
 from  
  
**PAINESCHWARTZ PARTNERS**  
 Financial Advisor


  
**GRYPHON INVESTORS**  
 has acquired  
  
**KANO**  
 from the founders  
 Financial Advisor

**MOMENTIVE™**  
 jointly owned by  
   
 is selling its Consumer Sealant business to  
  
 Financial Advisor

**CLARIANT**  
 has sold its Masterbatches business to  
  
 Financial Advisor

**INDORAMA VENTURES**  
 has acquired the Integrated Oxides and Derivatives Businesses of  
  
**HUNTSMAN**  
 Financial Advisor

**synthomer**  
 has acquired  
  
**OMNOVA SOLUTIONS**  
 Financial Advisor

**ARKEMA**  
 has acquired  
  
**ArrMaz**  
 from  
  
**GOLDEN GATE CAPITAL**  
 Financial Advisor

**INEOS**  
 has acquired the Ashtabula, OH Titanium Dioxide plant of  
  
**TRONOX**  
 Financial Advisor

  
**SK CAPITAL**  
 has acquired the Performance Products and Solutions Division from  
  
**PolyOne**  
 Financial Advisor

**CPS PERFORMANCE MATERIALS CORP**  
 a portfolio company of  
  
**ARSENAL CAPITAL PARTNERS**  
 has acquired  
  
**GEO SPECIALTY CHEMICALS**  
 Financial Advisor

  
**GOLDEN GATE CAPITAL**  
 has acquired  
  
**ActiveMinerals INTERNATIONAL, LLC**  
 from  
  
**MERIT CAPITAL PARTNERS**  
 Financial Advisor

**INEOS**  
has acquired the Composites business and German BDO plant of

**Ashland™**

*Financial Advisor*

**Charlesbank**  
CAPITAL PARTNERS LLC  
has sold  
**PLASKOLITE**  
to  
**PPC Partners**

*Financial Advisor*

**DUNES POINT CAPITAL**  
has sold  
**MILLER**  
to  
**HUBER**

*Financial Advisor*

**INEOS**  
has sold its Melamines & Paraform businesses to

**prefereresins**

*Financial Advisor*

**THE CARLYLE GROUP** | **GIC**  
have acquired the Specialty Chemicals business of  
**AkzoNobel**  
now known as  
**Nouryon**

*Financial Advisor*

**SOLENIS**  
a portfolio company of  
**CLAYTON DUBILIER & RICE**  
has merged with the Paper and Water Chemicals business of  
**BASF**

*Financial Advisor*

**ChemicalInvest**  
a joint venture of  
**DSM** | **CVC**  
Capital Partners  
has sold  
**FIBRANT**  
to  
**HSC**

*Financial Advisor*

**US SILICA**  
has acquired  
**Ep Minerals**  
a portfolio company of  
**GOLDEN GATE CAPITAL**

*Financial Advisor*

**SK CAPITAL**  
has acquired the Fire Safety and Oil Additives businesses of  
**AICL**

*Financial Advisor*

**ITAÚSA**  
has sold  
**Elekeiroz**  
to  
**H. I. G. CAPITAL**

*Financial Advisor*

**Ep Minerals**  
a portfolio company of  
**GOLDEN GATE CAPITAL**  
has acquired the Bleaching Clay and Mineral Adsorbents business of  
**BASF**

*Financial Advisor*

**ARCHROMA**  
a portfolio company of  
**SK CAPITAL**  
has been recapitalized

*Financial Advisor*

**Quaker**  
has acquired  
**HOUGHTON**  
from  
**Gulf**

*Financial Advisor*

**NMC**  
NEW MOUNTAIN CAPITAL LLC  
has partnered with  
**Gelest**

*Financial Advisor*

**Niacel**  
has been sold to  
**SK CAPITAL**

*Financial Advisor*

**ROCKWOOD** | **THEBE**  
have sold  
**Safripol**  
to  
**KAP**

*Financial Advisor*



**EVONIK**  
has acquired the Silica business of



Financial Advisor

**INEOS**  
has sold its Expandable Polystyrene business to



Financial Advisor

**eurozeo**  
has acquired



a portfolio company of  
**ARDIAN**

Financial Advisor

Arsenal Capital Partners  
has sold



ADHESIVES & SEALANTS

to



AMERICAN SECURITIES

Financial Advisor

**nubiola**  
has been sold to



Financial Advisor

**INEOS SOLVAY**  
has sold certain Chlorvinyls businesses as a remedy to secure European Commission approval of INOVYN, their planned PVC JV, to

**INTERNATIONAL CHEMICAL INVESTORS GROUP**

Financial Advisor

**DOW**  
has sold its Sodium Borohydride business to



a portfolio company of



WIND POINT PARTNERS

Financial Advisor

**cbpe capital**  
has sold



Warwick Chemicals

to



Lubrizol

Financial Advisor

Arsenal Capital Partners  
a portfolio company of



ACCELLA  
POLYURETHANE SYSTEMS

has sold its Plastics business to



PolyOne

Financial Advisor

  
HSC CORPORATION  
(Zhangjiagang, China)  
has been sold to



CYG  
ChangYuan Group  
(Shenzhen, China)

Financial Advisor

**Permira**  
has acquired



CABB

from



Bridgepoint

Financial Advisor

**canexus**  
has been sold to



CHEMTRADE

Financial Advisor

  
MITSUBISHI CHEMICAL

has sold its Compounds business to



MITSUBISHI CHEMICAL

Financial Advisor

**CYTEC**  
has sold its Building Block Chemicals Division to



H.I.G.  
CAPITAL

Financial Advisor

**Niacet**  
has acquired ChemSolutions B.V. from



KEMIRA

Financial Advisor

**PolyOne**  
has sold its 50% ownership interest in SunBelt Chlor Alkali Partnership to



olin

Financial Advisor