







# Chemicals M&A Review



## Contents

- Chemical company profits
- Impact on chemical company M&A
- Valuations
- M&A outlook

 **SOLENIS**  
a portfolio company of  
*Platinum Equity*  
has acquired  
  
majority controlled by  
 **BainCapital**  
Financial Advisor  
July 2023

 **ADARE**<sup>®</sup>  
PHARMA SOLUTIONS  
has sold  
 **ADARE**<sup>™</sup>  
BIOME  
to  
 **DSM**  
Financial Advisor  
June 2023

 **synthomer**  
has sold  
its Laminates, Films  
and Coated Fabrics  
businesses to  
**SURTECO**  
Financial Advisor  
February 2023

 **TotalEnergies**  
is selling certain Cray  
Valley businesses to  
 **PACIFIC AVENUE**  
CAPITAL  
Financial Advisor  
July 2023

## Highlights

- Chemicals M&A has slowed in 2023 with transactions focused on high-end specialties and lower-end intermediates
- Valuations stabilising at 10-year average of c. 10-11x EV/EBITDA with profits across specialties stable on a quarter-by-quarter basis but commodities and intermediates underperform and remain volatile
- Activity in more mid-tier specialty chemicals expected to pick up in late 2023 or more likely 2024 with a large backlog of deals coming to market next year
- Piper Sandler hosts its seventh annual Chemicals M&A Conference in Düsseldorf on October 12th, 2023

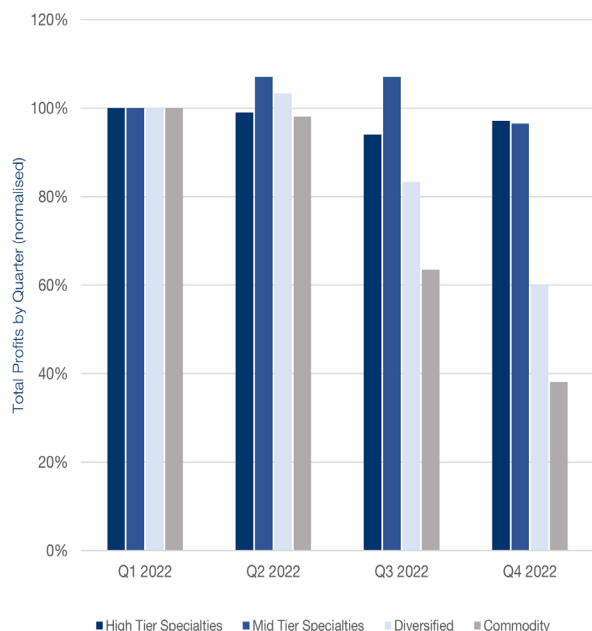
## Chemical Company Profits

At the beginning of the year, many chemical companies, financial sponsors and investment banks were forecasting a pick-up in M&A activity in the second half of 2023. Very few expected the interest rate raising cycle to still be continuing, and inflation to remain at such high levels at this point of the year. Coupled with weak economic conditions and limited visibility of when the overall cycle of interest rate rises and GDP growth will turn, it is unsurprising that chemicals M&A activity remains at low levels.

Of course, as in almost every down cycle, the reality of the situation is not quite as bad as the news

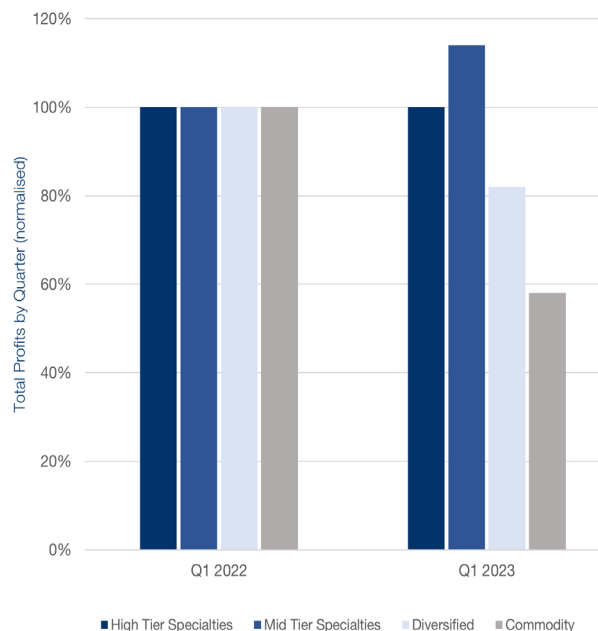
headlines often portray, especially when viewed through the lens of chemical company profits. No doubt, profits in Q1 2023 finally started to come off the relative highs of 2021 and even 2022, but much of this decline was centered on the upstream or intermediates part of the value chain. Already in Q3 and Q4 of last year, profits in the commodity and diversified parts of the chemicals value chain had declined up to 50% or more for some companies. As shown in Figure 1, profits have remained remarkably robust in 2022 for the specialty chemicals part of the value chain. This trend has continued in Q1 this year as shown in Figure 2, with commodities and intermediates continuing to suffer from both margin compression and volume decline.

Figure 1: 2022 Quarterly Chemical Company Profits by Sector



Piper Sandler analysis based on mostly European and North American chemical companies

Figure 2: Q1 2022 vs. 2023 Chemical Company Profits by Sector



Piper Sandler analysis based on mostly European and North American chemical companies

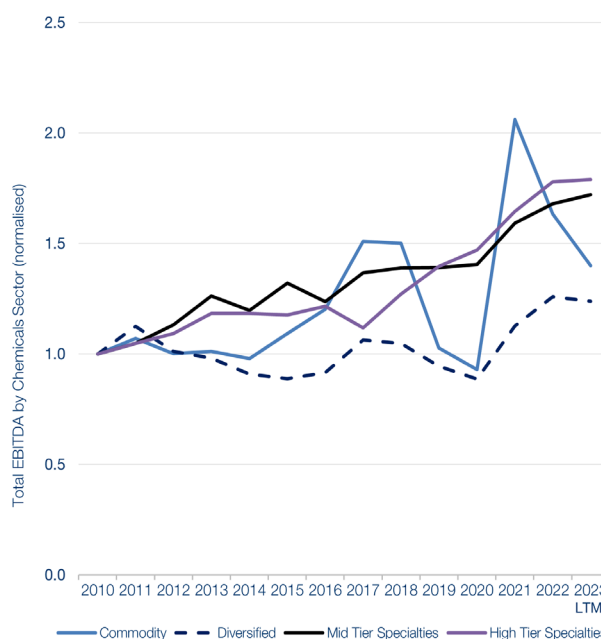
Profits have primarily been squeezed in certain end markets such as construction, which in Europe and the U.S. have suffered through housing volume declines (sales and starts), which in turn, has also impacted adjacent sectors such as DIY, furniture and some retail sales. The biggest impact has naturally been on the chemicals value chain upstream areas which are also usually heavy energy consumers, further squeezing margins. Profits at companies in isocyanates are a good example of being squeezed between the construction market and upstream energy costs. Additionally, Asian companies, and in particular Chinese producers, have continued to produce at a high volume across commodities and intermediates, putting downward pressure in regional and export markets. Profit warnings in these products and sectors will possibly continue throughout 2023.

Perhaps of more interest is the strength of specialty chemicals profits, which have been remarkably stable. As shown in Figures 1-3, profits have been growing steadily over the last 10 years. Only in some sectors of specialty chemicals, such as coatings (construction and auto-related) or electronic chemicals, have profits been adversely hit. Otherwise, profitability and margins have remained strong and sectors such as food ingredients, healthcare-related chemicals, specialty surfactants and flavors & fragrances have all shown resilient profitability.

## Impact on Chemicals M&A

Unsurprisingly, with rising interest rates and forecast regional recessions, chemical company M&A deal volumes have dropped significantly. Other factors such as energy prices, the war in Ukraine and debt availability have also impacted the outlook and have negatively affected appetite for acquisitions.

Figure 3: Average Chemical Company Profits by Sector



Piper Sandler analysis based on mostly European and North American chemical companies

In Figure 4, the 10-year transaction volumes show that the number of deals has declined in 2022 and in early 2023, but there has been pick up in the number of deals in May and June, and definitely more than in Q3/Q4 2022, although China accounts for much of the increase in activity.

Much of the volume decline has been driven by companies waiting to see how both interest rates and economies develop. The “sitting on your hands” mentality is understandable as companies are protecting their own balance sheets in case of further downturns. Of course, most company balance sheets are in relatively good shape across chemicals, and acquiring businesses in 2023 would be counter-cyclical, and therefore highly likely to be a shrewd investment.

Although a company making an acquisition could be seen as being bold and strategically astute, investors see cash preservation/lower debt as being preferable in current volatile markets; hence, company executive boards are often unwilling to make investment decisions in the current climate. There is a belief that private equity has also largely disappeared from the market. Figure 5 shows this is definitely not the case with the share of acquisitions in chemicals by private equity remaining at a high level of c. 25% of all transactions in chemicals. Debt costs and availability have restricted the ability of financial sponsors in some sale processes, but the decline overall has mirrored the fall by industry/strategic investors. With weak market fundamentals in some parts of the industry and a somewhat more limited buyer universe, the number

Figure 5: Private Equity Share of Chemicals Transactions

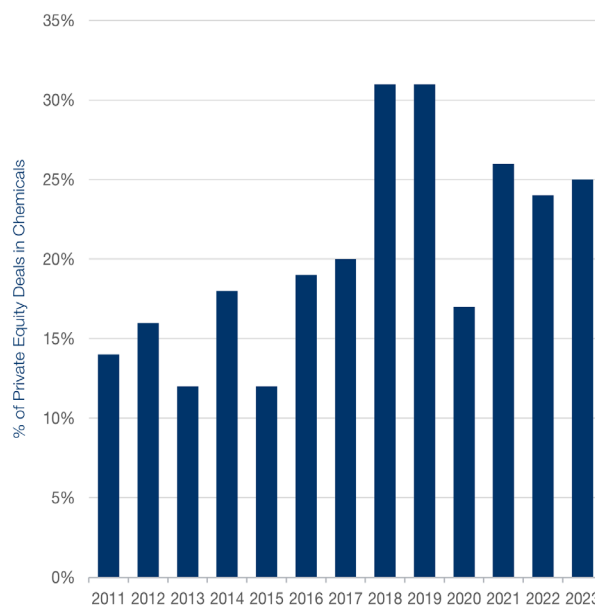
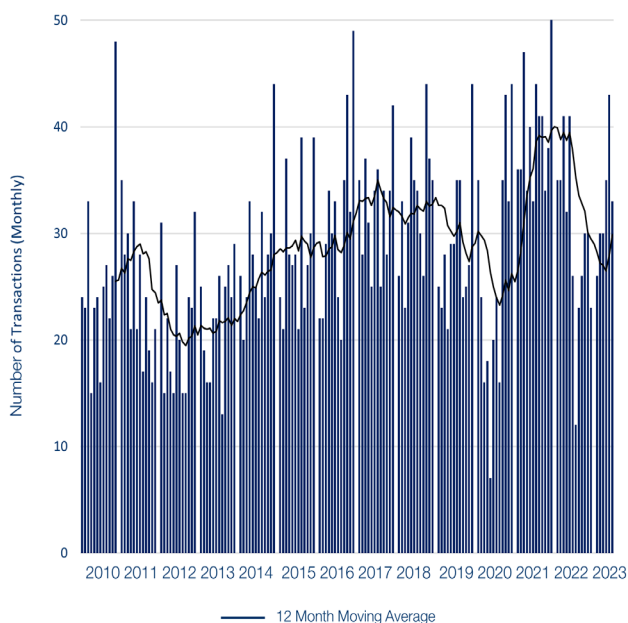


Figure 4: Monthly Chemicals M&A Volumes



Piper Sandler and CapIQ analysis. Deals above \$10m

Piper Sandler and CapIQ analysis

of businesses coming to market has also fallen. Companies have been hesitant to divest businesses in a weak M&A environment. Additionally, with a lack of profit transparency in some sectors in 2023, there has been a delay in bringing assets to market.

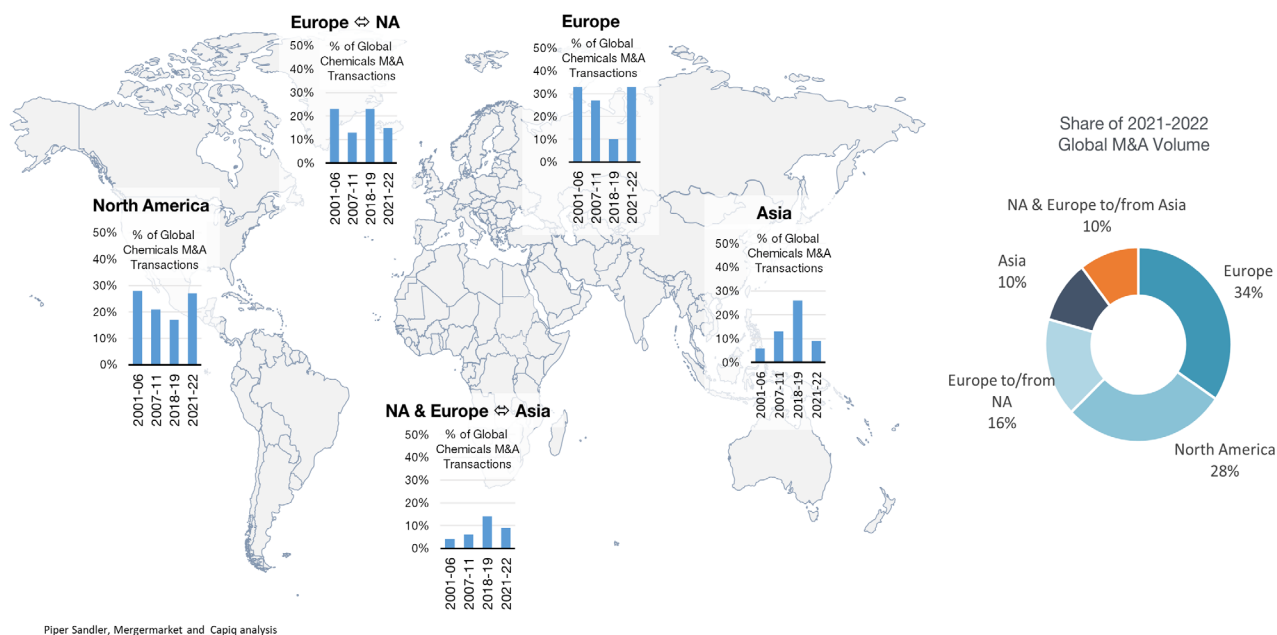
The lower volume of businesses for sale has not been balanced across all sectors. The dearth of divestments has been mainly in the mid-tier specialty chemicals area, where normally strongly performing businesses have less forward visibility for 2023, and therefore, any sale would be influenced by economic conditions, rather than the fundamentals of the underlying businesses. Larger businesses in particular (c. EBITDA >\$250m) are struggling to find buyers due to credit conditions and are also delaying divestment.

However, high-end speciality chemicals as well as the lower-end of the intermediates/semi-specialties are still being brought to market. The high-end, such as the reported divestment of Lucas Meyer (by IFF), will likely attract significant interest as did the acquisitions of Solus Biotech and PI Advanced Materials. At the other end of the spectrum, companies continue to want to realign portfolios and divestments, and processes by Chemours, Total and Evonik show the desire of chemical companies to focus on their higher growth businesses. We would expect this split to continue with the high and lower-end of the market continuing to provide the bulk of the M&A in North America and Western Europe.

on Europe and North America. This is a big change, as prior to the global pandemic, Asian-centered, or outbound chemicals M&A, was growing rapidly, but the restrictive lockdowns in the region curtailed much of the M&A activity. Since then, China in particular has been slow to recover and restricted in its M&A ambitions by economic and geopolitical factors. Southeast Asia has made some notable acquisitions with PTTGC and Petronas Chemicals being the most prominent, but this region alone cannot make up for low levels of Chinese M&A and the slow pick up of Japanese companies re-entering the market (albeit with a recent increase in activity). In the next year or two, this situation is unlikely to change and Europe and North America will continue to drive the market with Asia and ROW being only a small part of overall chemicals M&A.

As shown in Figure 6, since the COVID-19 lockdowns, the majority of M&A has been centered

Figure 6: Global M&A Deal Flow and Share

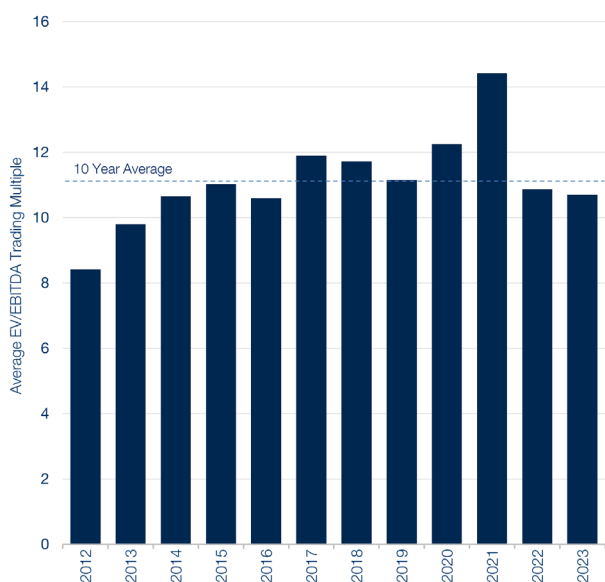


## Valuations

Despite the headwinds for M&A and slowing regional economies, trading multiples have remained at levels close to the 10-year average of c. 11 x EV/EBITDA (Figure 7). The American and European stock markets have risen from lows in 2022, and although chemical stocks have not been in demand compared to the likes of Apple, Alphabet, Nvidia and other tech stocks that have driven the markets higher, they have been partly bolstered by increasing markets. Furthermore, markets such as Japan have risen by about 20% this year with chemical stocks such as Mitsubishi Chemical, Mitsui and Shin-Etsu increasing sharply since the beginning of the year. Some of the multiples are being artificially boosted by lower EBITDAs, especially in some

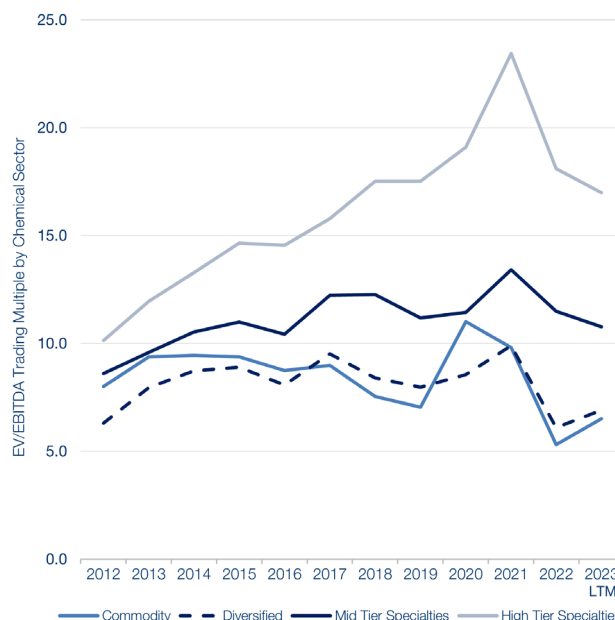
commodity areas, and share prices are perhaps yet to fully react to the lower earnings estimates. Although commodities, intermediates and diversified chemicals stock prices are more susceptible to market movements and are trading at approximately the level of 10 years ago, overall chemicals valuations are underpinned by mid and high-tier specialty chemicals (Figure 8). The consolidation in the sector, better margin management, market focus and, most importantly, growth continue to drive valuation. Specialties valuations remain at high levels relative to history and are not expected to fall significantly from present levels of 11x and 16.5x EV/EBITDA for mid and high-tier specialty chemicals respectively. Since the majority of companies (more than 60%) now fall into these sectors, trading multiples overall for chemicals will be supported by specialty chemicals.

Figure 7: Chemical Company Trading Multiples



Piper Sandler and Capiq analysis

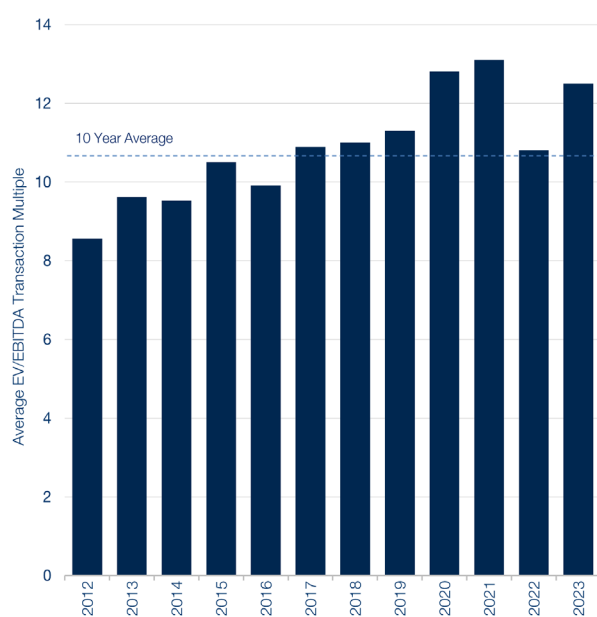
Figure 8: Chemical Company Trading Multiples by Segment



Piper Sandler and Capiq analysis

Transaction multiples are a better guide to real current M&A valuations. However, in such a thin overall M&A market they are less meaningful, especially now as there have been several high-end transactions recently, which partially skews the results. Nevertheless as shown in Figure 9, transaction multiples are in line with trading multiples at c. 12x EV/EBITDA.

Figure 9: Chemical Company Transaction EBITDA Multiples



Piper Sandler internal analysis. Disclosed Transactions > c.\$100m. 2023 until June 30 2023. Average excludes 2023

## Outlook

In our view, the remainder of 2023 will be subdued with several interlocking impacts affecting chemical companies and markets in the second half of the year and into 2024:

1. Destocking will subside in Q3 as many customers will have reached a limit that balances demand and stock level, with a corresponding uptick in purchasing helping much of the industry. Destocking has already reduced considerably in Q2 this year.
2. Pressure across commodities and intermediates could intensify as Chinese demand remains below expected levels. Production across C2 and C3 chemicals is pushing the market into oversupply. The same is true for many intermediates such as BPA, MMA and oxo-alcohols where China/ME continues to push supply into the market.
3. Construction and other weak sectors such as industrial part production will continue to be a drag on demand volumes throughout 2023, albeit with a recent slight uptick in North America.
4. Across specialty chemicals, margins are expected to firm up for mid-tier product and market areas. High-tier specialty chemicals profits and growth will remain robust as demand resilience, consolidation, cost control and less destocking all play a role.
5. Limited private equity activity but with a return in 2024 in both buying and selling to appease investors and deploy capital. Already, there is big growth in secondary funds buying LP investors' stakes indicating the pressure of delayed market activity is impacting financial sponsors.

These competing factors will likely lead to an improving outlook for performance/specialty chemical companies and a corresponding increase in M&A activity in these areas in 2024. Buyers such as cash-rich PE funds and larger Asian/Middle Eastern oil price-backed businesses that have already been active, such as ADNOC, PTT, Petronas and OMV, have all signalled their intent to use M&A to grow. Furthermore, a backlog of deals waiting to come to market as economic and credit conditions improve will start to hit the market, thereby increasing supply.

Additional pressure on European companies to realign portfolios will only increase for those with remaining upstream assets, energy-intensive businesses or those impacted by sustainability and the ICE to EV transition. The resulting list of potential divestments is growing, most of which will likely come to market in 2024.

Whether valuation multiples rise with increasing activity seems doubtful at this stage, as the cost of debt will remain elevated compared to the last 10 years. This will limit private equity ability to maximise leverage. The cost of debt will also curb industry players, and hence, valuations are likely to remain at current levels in the mid-term.

Therefore, 2024 is expected to be a pivotal year as the forecast plateau or decline in interest rates will signal a change in economic conditions. With more businesses coming to market and better profit visibility, buyers will also be more willing to transact. 2024 will be a significantly more active M&A market, but only after the low of 2023 has been navigated.



# Advisor on the Largest Deals in the Chemicals Sector

\$11.7 billion



have acquired the Specialty Chemicals business of



now known as



Financial Advisor  
October 2018

\$5.2 billion



has acquired



from



Financial Advisor  
November 2021

\$4.8 billion



(PTT Global Chemical)

has acquired



from



Financial Advisor  
December 2021

\$4.7 billion



have acquired the Specialty Ingredients business of



Financial Advisor  
July 2021

\$4.6 billion



a portfolio company of



has acquired



majority controlled by



Financial Advisor  
July 2023

\$2.4 billion



PETRONAS

has acquired



from



Financial Advisor  
October 2022

**SJL PARTNERS**  
and  
**SD BIOSENSOR**  
have acquired  
**meridian BIOSCIENCE\***  
Financial Advisor  
January 2023

**heubach**  
and  
**SK CAPITAL**  
have acquired the  
Pigments business of  
**CLARIANT**  
Financial Advisor  
January 2022

**H. I. G. CAPITAL**  
has sold  
**VALTRIS**  
SPECIALTY CHEMICALS  
to  
**SK CAPITAL**  
Financial Advisor  
August 2022

**SK CAPITAL**  
has sold  
**TECHMER PM**  
POLYMER MODIFIERS  
to  
**GRYPHON INVESTORS**  
Financial Advisor  
September 2022

**SK CAPITAL**  
has sold  
**Niacet**  
to  
**KERRY**  
Financial Advisor  
September 2021

**H. I. G. CAPITAL**  
has acquired  
**Formerra**  
the Polymer Distribution  
business of  
**AVIENT**  
Financial Advisor  
November 2022

**BalmoralFunds**  
has acquired  
**TRECORA**  
Resources  
Financial Advisor  
June 2022

**SK CAPITAL**  
has acquired  
**SEQENS**  
from  
**EURAZEO**  
Financial Advisor  
December 2021

**arxada**  
(formerly Lonza Specialty Ingredients)  
a portfolio company of  
**BainCapital** and **Cinven**  
has combined with  
**TROY**  
Financial Advisor  
January 2022

**EVERARC**  
has acquired  
**PerimeterSOLUTIONS**  
from  
**SK CAPITAL**  
Financial Advisor  
January 2022

**danimer scientific**  
has acquired  
**NOVOMER**  
Catalyzed Chemistry  
Financial Advisor  
August 2021

**NAUTIC**  
has sold  
**SPARTECH**  
to  
**THE JORDAN COMPANY**  
Financial Advisor  
May 2021

**FALCON PRIVATE HOLDINGS**  
has sold  
**ARISTECH SURFACES**  
to  
**TRINSEO**  
Financial Advisor  
September 2021

**AEA**  
has acquired  
**VERDESIAN**  
from  
**PAINE SCHWARTZ PARTNERS**  
Financial Advisor  
February 2021

**AURORA CAPITAL PARTNERS**  
has acquired  
**SPRAY-TEK**  
Financial Advisor  
December 2021

**FENZI**  
has partnered with  
**ARSENAL CAPITAL PARTNERS**  
Financial Advisor  
April 2021

**MOMENTIVE**  
jointly owned by  
**KCC** **SJL PARTNERS**  
has sold its  
Consumer Sealant business to  
**Henkel**  
Financial Advisor  
November 2020

**CLARIANT**  
has sold its  
Masterbatches business to  
**PolyOne**  
Financial Advisor  
July 2020

**INDORAMA VENTURES**  
has acquired the  
Integrated Oxides and Derivatives  
businesses of  
**HUNTSMAN**  
Financial Advisor  
January 2020

**synthomer**  
has acquired  
**OMNOVA SOLUTIONS**  
Financial Advisor  
April 2020

**ARKEMA**

has acquired



Financial Advisor  
July 2019

**INEOS**

has acquired the  
Ashtabula, OH Titanium  
Dioxide plant of

**TRONOX**

Financial Advisor  
May 2019

**SK CAPITAL**

has acquired the Performance  
Products and Solutions Division from

**PolyOne**

Financial Advisor  
October 2019

**CPS PERFORMANCE MATERIALS CORP**

a portfolio company of



has acquired



Financial Advisor  
August 2019

**GOLDEN GATE CAPITAL**

has acquired



**MERIT CAPITAL PARTNERS**

Financial Advisor  
November 2018

**Charlesbank**

CAPITAL PARTNERS LLC

has sold

**PLASKOLITE**

to

**PPC Partners**

Financial Advisor  
December 2018

**DUNES POINT CAPITAL**

has sold



to



Financial Advisor  
April 2019

**INEOS**

has acquired the Composites  
business and German BDO plant of

**Ashland**

Financial Advisor  
September 2019

**Quaker**

has acquired



from



Financial Advisor  
August 2019

**SOLENIS**

a portfolio company of



has merged with the  
Paper and Water Chemicals  
business of

**BASF**

Financial Advisor  
February 2019

**ChemicalInvest**

a joint venture of



has sold



to

**HSC**

Financial Advisor  
October 2018



has acquired

**Ep Minerals**

a portfolio company of



Financial Advisor  
May 2018

**THE CARLYLE GROUP** | **GIC**

have acquired the  
Specialty Chemicals business of

**AkzoNobel**

now known as

**Nouryon**

Financial Advisor  
October 2018

**SK CAPITAL**

has acquired the  
Fire Safety and Oil Additives  
businesses of

**ICL**

Financial Advisor  
March 2018

**ITAÚSA**

has sold

**Elekeiroz**

to



Financial Advisor  
June 2018

**Ep Minerals**

a portfolio company of



has acquired the  
Bleaching Clay and Mineral  
Adsorbents business of

**BASF**

Financial Advisor  
June 2017

**ARCHROMA**

a portfolio company of

**SK CAPITAL**

has been recapitalized

Financial Advisor  
June 2017

**NMC**

NEW MOUNTAIN CAPITAL LLC

has partnered with

**Gelest**

Financial Advisor  
August 2017

**Niacel**

has been sold to

**SK CAPITAL**

Financial Advisor  
February 2017

**ROCKWOOD** | **THEBE**

have sold


**Safripol**

to

**KAP**

Financial Advisor  
January 2017

**EVONIK**  
has acquired the Silica business of



Financial Advisor  
September 2017

**INEOS**  
has sold its Expandable Polystyrene business to



Financial Advisor  
August 2016

**eurazeo**  
has acquired



a portfolio company of  
**ARDIAN**

Financial Advisor  
June 2016

Arsenal Capital Partners  
has sold




to



Financial Advisor  
June 2015

**nubiola**  
has been sold to



Financial Advisor  
June 2015

**INEOS SOLVAY**  
has sold certain Chlorovinyls businesses as a remedy to secure European Commission approval of INOVYN, their planned PVC JV, to


**INTERNATIONAL CHEMICAL INVESTORS GROUP**

Financial Advisor  
August 2015

**DOW**  
has sold its Sodium Borohydride business to



a portfolio company of



Financial Advisor  
January 2015

**canexus**  
has been sold to



Financial Advisor  
October 2015

Arsenal Capital Partners  
a portfolio company of



has sold its Plastisols business to



Financial Advisor  
December 2014

**HSC CORPORATION**  
(Zhangjiagang, China)  
has been sold to



Chang Yuan Group  
(Shenzhen, China)

Financial Advisor  
December 2014

**Permira**  
has acquired



from



Financial Advisor  
June 2014

**cbpe capital**  
has sold




to




Financial Advisor  
December 2014

**TESSENDERLO GROUP**  
has sold its Compounds business to



Financial Advisor  
October 2015

**Niacet**  
has acquired ChemSolutions B.V. from




Financial Advisor  
March 2013

**CYTEC**  
has sold its Building Block Chemicals Division to



Financial Advisor  
February 2011

**PolyOne**  
has sold its 50% ownership interest in SunBelt Chlor Alkali Partnership to



Financial Advisor  
February 2011

# PIPER SANDLER

Piper Sandler Companies (NYSE: PIPR) is an investment bank headquartered in Minneapolis with offices across the United States (US), and in London, Aberdeen and Hong Kong.

Investment banking and securities brokerage services are offered in the United Kingdom (UK), Europe and elsewhere, where permitted, through Piper Sandler Ltd., which is authorised and regulated by the UK Financial Conduct Authority (FCA) and entered on the Financial Services Register under Firm Reference Number: 191657 (<https://register.fca.org.uk>), with registered address 6th Floor, 2 Gresham Street, London, EC2V 7AD.

Investment banking and securities brokerage services are offered in the US and elsewhere, where permitted, through Piper Sandler & Co., which is registered as a broker-dealer with the US Securities and Exchange Commission (SEC), and is a member firm of the Financial Industry Regulatory Authority (FINRA). Investment banking services are offered in Hong Kong and elsewhere, where permitted, through Piper Sandler Hong Kong Limited which is registered with the Securities and Futures Commission (SFC).\*