

# Weekly Market Update

CALIFORNIA PUBLIC FINANCE GENERAL GOVERNMENT

# Table of Contents

---

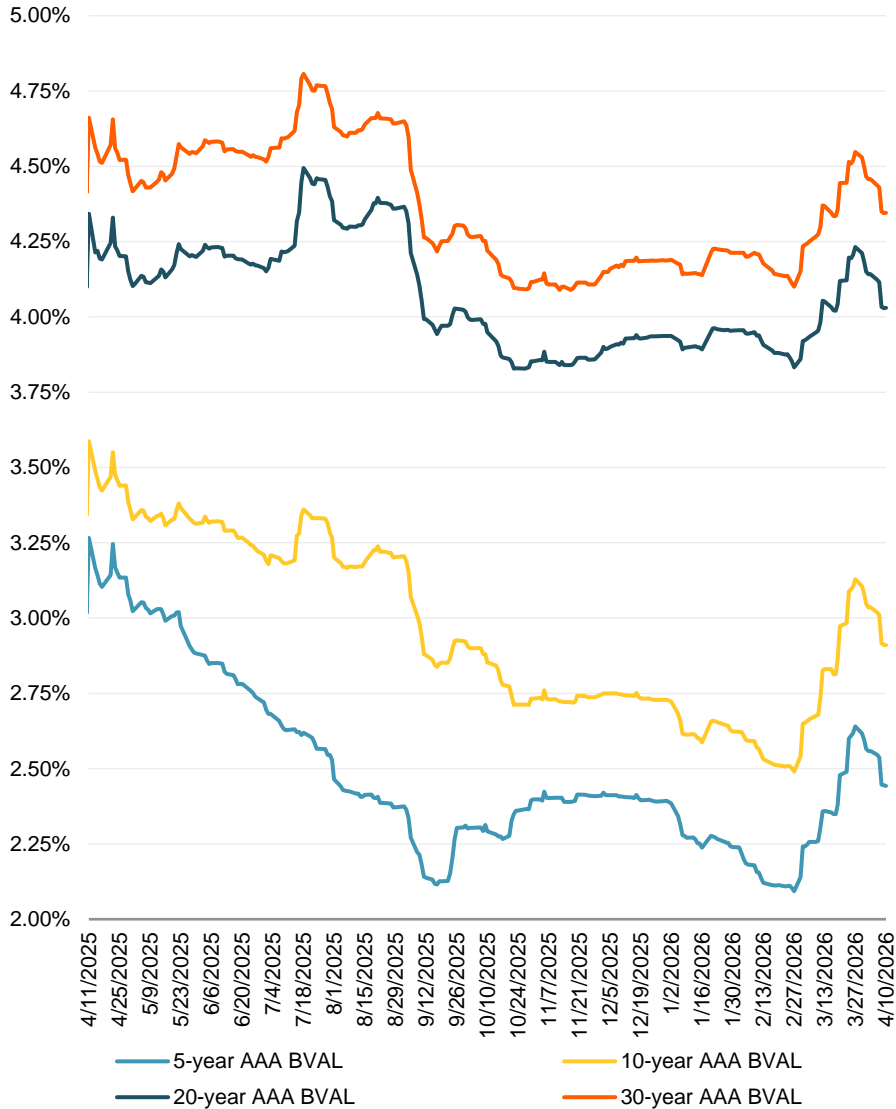
- 1. Tax-Exempt Market Overview**
- 2. Taxable Market Overview**
- 3. Recent Bond Sales**

# 1. Tax-Exempt Market Overview

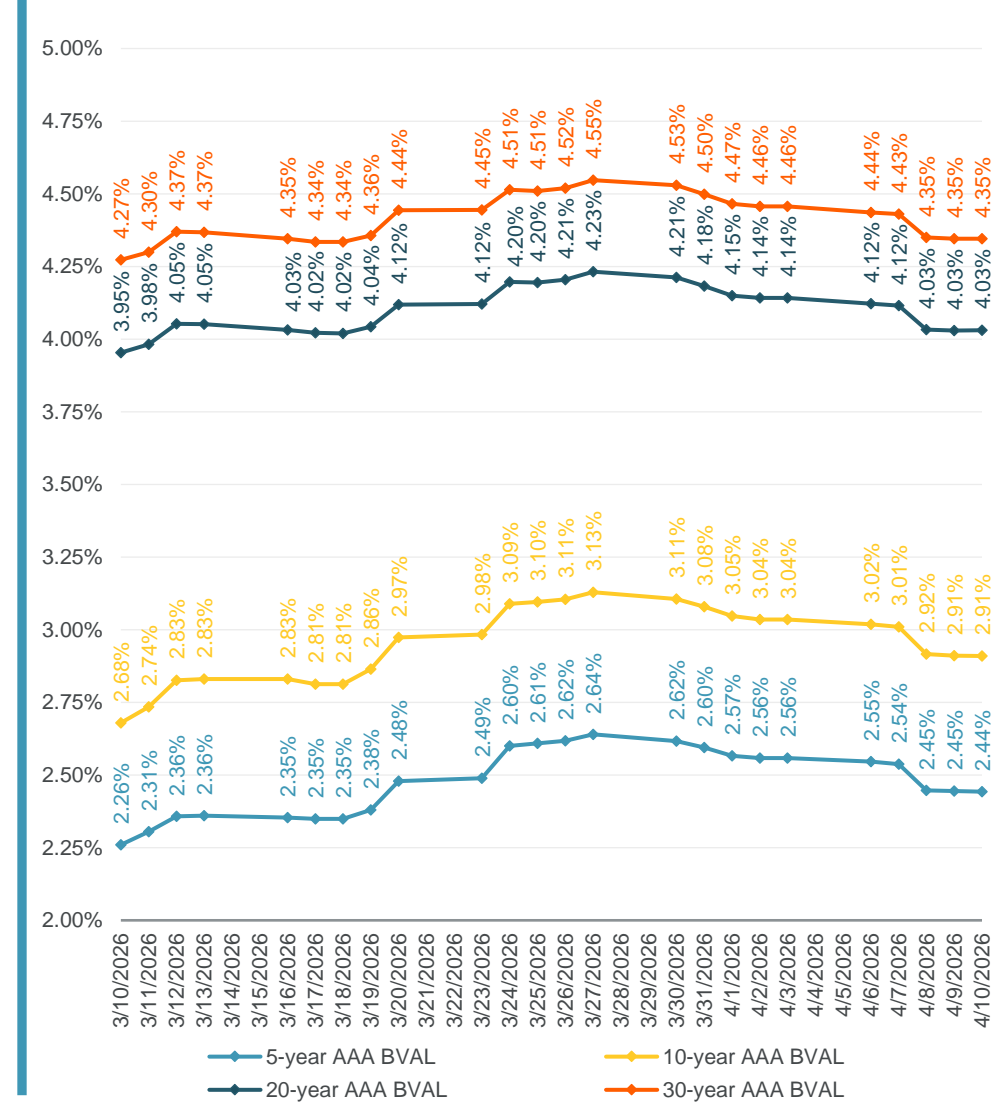


# Tax-Exempt Rates

## AAA G.O. Municipal Index – Previous Year



## AAA G.O. Municipal Index – Previous Month



Source: Bloomberg BVAL AAA Muni Benchmark Data through April 10, 2026.

# Generic California AA Rated Tax-Exempt Scale

Generic AA Rated Tax-Exempt Scales 5% Coupon Structure	
Year	Yield to Call
2027	2.120
2028	2.150
2029	2.220
2030	2.320
2031	2.400
2032	2.510
2033	2.560
2034	2.640
2035	2.730
2036	2.840
2037	2.910
2038	2.990
2039	3.120
2040	3.180
2041	3.310
2042	3.440
2043	3.560
2044	3.710
2045	3.850
2046	3.990
2051 (Term)	4.290
2056 (Term)	4.410

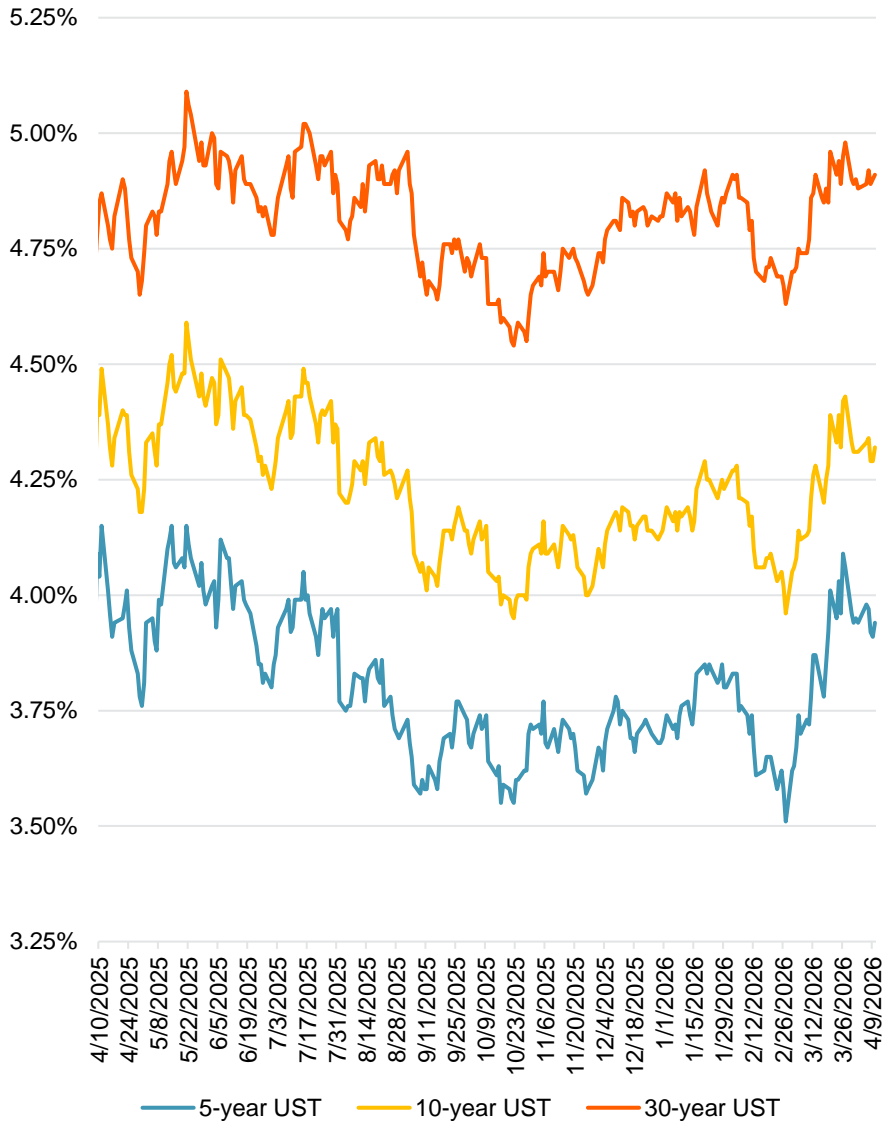
Assumes AA rated school district GO credit, \$1 MM+ per maturity, \$100 MM total. Priced to 10-year call.

## 2. Taxable Market Overview



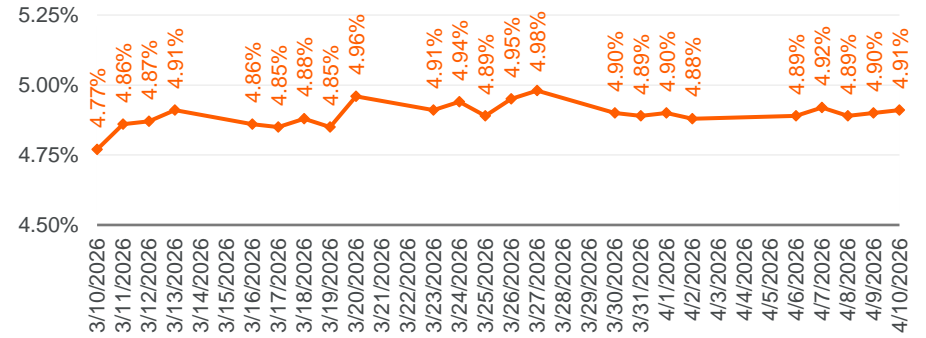
# Taxable Rates

## U.S. Treasury Rates

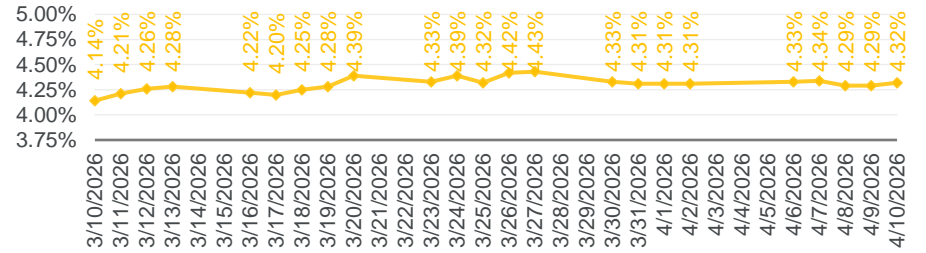


Source: TM3 Treasury Rates data through April 10, 2026.

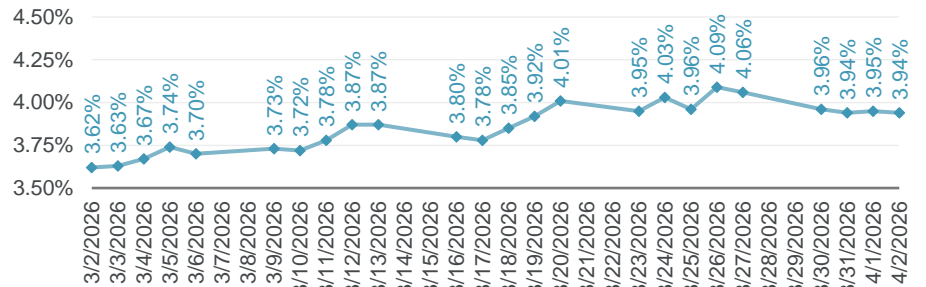
## Recent U.S.T. 30 Year Rates



## Recent U.S.T. 10 Year Rates



## Recent U.S.T. 5 Year Rates



# Generic National Taxable Scales

		Generic Taxable Scales <sup>(1,2)</sup>					
		Aaa Rated		Aa1 Rated		A1 Rated	
Year	Treasury Yields	Yield	Spread	Yield	Spread	Yield	Spread
2027	3.810 (UST 2-yr)	4.010	20	4.060	25	4.210	40
2028	3.810 (UST 3-yr)	4.060	25	4.110	30	4.260	45
2029	3.833 (UST 5-yr)	4.133	30	4.183	35	4.333	50
2030	3.950 (UST 5-yr)	4.200	25	4.250	30	4.400	45
2031	3.950 (UST 7-yr)	4.250	30	4.300	35	4.450	50
2032	4.135 (UST 7-yr)	4.335	20	4.385	25	4.535	40
2033	4.135 (UST 10-yr)	4.435	30	4.485	35	4.635	50
2034	4.329 (UST 10-yr)	4.529	20	4.579	25	4.729	40
2035	4.329 (UST 10-yr)	4.579	25	4.629	30	4.779	45
2036	4.329 (UST 10-yr)	4.679	35	4.729	40	4.879	55
2037	4.329 (UST 10-yr)	4.779	45	4.829	50	4.979	65
2038	4.329 (UST 10-yr)	4.879	55	4.929	60	5.079	75
2039	4.329 (UST 10-yr)	4.979	65	5.029	70	5.179	85
2040	4.329 (UST 10-yr)	5.079	75	5.129	80	5.279	95
2041	4.916 (UST 20-yr)	5.129	80	5.179	85	5.329	100
2046 (Term)	4.916 (UST 20-yr)	5.416	50	5.466	55	5.616	70
2051 (Term)	4.925 (UST 30-yr)	5.525	60	5.575	65	5.725	80
2056 (Term)	4.925 (UST 30-yr)	5.625	70	5.675	75	5.825	90

1) Rates as of April 13, 2026.

2) Scales assume an unlimited general obligation or essential service revenue credit; \$1 MM+ per maturity, \$25 MM minimum total, 10yr call, Unenhanced Rating.

# 3. Recent Bond Sales



# Recent Bond Sales Week of April 6, 2026

Tracy Unified School District School Facilities Imp. Dist. 3					
Type	Negotiated				
Sale Date:	4/6/2026				
Security:	General Obligation Unltd				
Issue:	2026 Ref GO Bonds				
Par:	\$28,915,000				
Call:	8/1/2036 @ 100				
Insurance:	None				
Rating:	Aa1 / -- / --				
Bank Qualified:	No				
Tax Status:	Federal & State Tax-Exempt				
Maturity:	Cpn	YTC	Spread	YTM	Kick
2026	5.000	2.250	0.00		
2027	5.000	2.140	-0.22		
2028	5.000	2.160	-0.22		
2029	5.000	2.180	-0.27		
2030	5.000	2.290	-0.26		
2031	5.000	2.390	-0.26		
2032	5.000	2.480	-0.28		
2033	5.000	2.530	-0.27		
2034	5.000	2.640	-0.27		
2035	5.000	2.750	-0.25		
2036	5.000	2.860	-0.25		
2037	5.000	2.980	-0.19	3.120	-0.05
2038	5.000	3.110	-0.16	3.350	0.08
2039	5.000	3.220	-0.16	3.532	0.15
2040	5.000	3.280	-0.14	3.654	0.23
2041	5.000	3.370	-0.13	3.782	0.28
2042					
2043					
2044					
2045					
2046					
2047					
2048					
2049					
2050					
2051					
2052					
2053					
2054					

Bonita Unified School District					
Type	Negotiated				
Sale Date:	4/7/2026				
Security:	General Obligation Unltd				
Issue:	2026 GO Ref Bonds				
Par:	\$33,090,000				
Call:	Non-Callable				
Insurance:	None				
Rating:	-- / AA- / --				
Bank Qualified:	No				
Tax Status:	Federal & State Tax-Exempt				
Maturity:	Cpn	YTC	Spread	YTM	Kick
2026	5.000	2.310	0.00		
2027	5.000	2.190	-0.15		
2028	5.000	2.190	-0.17		
2029	5.000	2.270	-0.16		
2030	5.000	2.360	-0.17		
2031	5.000	2.440	-0.19		
2032	5.000	2.530	-0.21		
2033	5.000	2.570	-0.21		
2034	5.000	2.680	-0.21		
2035	5.000	2.770	-0.21		
2036					
2037					
2038					
2039					
2040					
2041					
2042					
2043					
2044					
2045					
2046					
2047					
2048					
2049					
2050					
2051					
2052					
2053					
2054					

# Recent Bond Sales Week of April 6, 2026

Campbell Union School District					
Type	Negotiated				
Sale Date:	4/7/2026				
Security:	General Obligation Unltd				
Issue:	2026 GO Ref Bonds				
Par:	\$25,000,000				
Call:	8/1/2036 @ 100				
Insurance:	None				
Rating:	Aaa / -- / --				
Bank Qualified:	No				
Tax Status:	Federal & State Tax-Exempt				
Maturity:	Cpn	YTC	Spread	YTM	Kick
2026	5.000	2.200	0.00		
2027	5.000	2.050	-0.29		
2028	5.000	2.070	-0.29		
2029	5.000	2.120	-0.31		
2030					
2031					
2032					
2033					
2034					
2035					
2036					
2037					
2038					
2039					
2040					
2041					
2042					
2043	5.000	3.500	-0.16	3.967	0.31
2044	5.000	3.660	-0.12	4.109	0.33
2045	5.000	3.820	-0.08	4.240	0.34
2046	5.000	3.950	-0.08	4.344	0.31
2047					
2048	5.000	4.090	-0.13	4.461	0.24
2049					
2050	5.000	4.140	-0.13	4.514	0.24
2051					
2052					
2053					
2054					

Campbell Union School District					
Type	Negotiated				
Sale Date:	4/7/2026				
Security:	General Obligation Unltd				
Issue:	2026 GO Ref Bonds				
Par:	\$44,445,000				
Call:	Non-Callable				
Insurance:	None				
Rating:	Aaa / -- / --				
Bank Qualified:	No				
Tax Status:	Federal & State Tax-Exempt				
Maturity:	Cpn	YTC	Spread	YTM	Kick
2026	5.000	2.200	0.00		
2027	5.000	2.050	-0.29		
2028	5.000	2.070	-0.29		
2029	5.000	2.120	-0.31		
2030	5.000	2.210	-0.32		
2031	5.000	2.280	-0.35		
2032	5.000	2.380	-0.36		
2033	5.000	2.430	-0.35		
2034	5.000	2.540	-0.35		
2035	5.000	2.620	-0.36		
2036	5.000	2.750	-0.34		
2037					
2038					
2039					
2040					
2041					
2042					
2043					
2044					
2045					
2046					
2047					
2048					
2049					
2050					
2051					
2052					
2053					
2054					

# Recent Bond Sales Week of April 6, 2026

Martinez Unified School District					
Type	Negotiated				
Sale Date:	4/7/2026				
Security:	General Obligation Unltd				
Issue:	Series 2026				
Par:	\$26,095,000				
Call:	8/1/2035 @ 100				
Insurance:	BAM				
Rating:	Aa3 / AA / --				
Bank Qualified:	No				
Tax Status:	Federal & State Tax-Exempt				
Maturity:	Cpn	YTC	Spread	YTM	Kick
2026	5.000	2.360	0.00		
2027	5.000	2.210	-0.13		
2028	5.000	2.230	-0.13		
2029	5.000	2.290	-0.14		
2030	5.000	2.380	-0.15		
2031	5.000	2.470	-0.16		
2032	5.000	2.570	-0.17		
2033	5.000	2.600	-0.18		
2034	5.000	2.720	-0.17		
2035	5.000	2.810	-0.17		
2036	5.000	2.920	-0.17	3.082	-0.01
2037	5.000	3.030	-0.12	3.308	0.16
2038	5.000	3.120	-0.13	3.485	0.24
2039	5.000	3.250	-0.11	3.668	0.31
2040	5.000	3.320	-0.08	3.786	0.39
2041	5.000	3.380	-0.10	3.882	0.40
2042	5.000	3.450	-0.11	3.975	0.42
2043	5.000	3.570	-0.09	4.091	0.43
2044					
2045					
2046					
2047					
2048					
2049					
2050					
2051					
2052					
2053					
2054					

Perris Union High School District					
Type	Negotiated				
Sale Date:	4/7/2026				
Security:	Special Tax				
Issue:	Ref Bonds				
Par:	\$29,865,000				
Call:	9/1/2036 @ 100				
Insurance:	None				
Rating:	-- / A / --				
Bank Qualified:	No				
Tax Status:	Federal & State Tax-Exempt				
Maturity:	Cpn	YTC	Spread	YTM	Kick
2026	5.000	2.530	0.00		
2027	5.000	2.500	0.15		
2028	5.000	2.560	0.19		
2029	5.000	2.640	0.20		
2030	5.000	2.730	0.19		
2031	5.000	2.830	0.19		
2032	5.000	2.950	0.20		
2033	5.000	2.980	0.20		
2034	5.000	3.090	0.19		
2035	5.000	3.180	0.19		
2036	5.000	3.290	0.19		
2037	5.000	3.350	0.19	3.462	0.30
2038	5.000	3.430	0.18	3.626	0.38
2039					
2040					
2041					
2042					
2043					
2044					
2045					
2046					
2047					
2048					
2049					
2050					
2051					
2052					
2053					
2054					

# Recent Bond Sales Week of April 6, 2026

Tahoe-Truckee Unified School District					
Type	Negotiated				
Sale Date:	4/7/2026				
Security:	General Obligation Unltd				
Issue:	Series A				
Par:	\$40,940,000				
Call:	8/1/2036 @ 100				
Insurance:	None				
Rating:	Aa1 / -- / --				
Bank Qualified:	No				
Tax Status:	Federal & State Tax-Exempt				
Maturity:	Cpn	YTC	Spread	YTM	Kick
2026	5.000	2.000	0.00		
2027	5.000	2.030	-0.31		
2028	5.000	2.050	-0.31		
2029	5.000	2.120	-0.31		
2030	5.000	2.220	-0.31		
2031	5.000	2.320	-0.31		
2032	5.000	2.430	-0.31		
2033	5.000	2.470	-0.31		
2034	5.000	2.580	-0.31		
2035	5.000	2.670	-0.31		
2036	5.000	2.760	-0.33		
2037	5.000	2.830	-0.32	2.980	-0.17
2038	5.000	2.960	-0.29	3.218	-0.03
2039	5.000	3.090	-0.27	3.425	0.06
2040					
2041					
2042					
2043					
2044					
2045					
2046					
2047					
2048					
2049					
2050					
2051					
2052					
2053					
2054					

Tahoe-Truckee Unified School District					
Type	Negotiated				
Sale Date:	4/7/2026				
Security:	General Obligation Unltd				
Issue:	Series B				
Par:	\$28,070,000				
Call:	8/1/2036 @ 100				
Insurance:	None				
Rating:	Aa1 / -- / --				
Bank Qualified:	No				
Tax Status:	Federal & State Tax-Exempt				
Maturity:	Cpn	YTC	Spread	YTM	Kick
2026	5.000	2.400	0.00		
2027	5.000	2.030	-0.31		
2028	5.000	2.050	-0.31		
2029	5.000	2.120	-0.31		
2030	5.000	2.220	-0.31		
2031	5.000	2.320	-0.31		
2032	5.000	2.430	-0.31		
2033	5.000	2.470	-0.31		
2034	5.000	2.580	-0.31		
2035	5.000	2.670	-0.31		
2036	5.000	2.760	-0.33		
2037	5.000	2.830	-0.32	2.980	-0.17
2038	5.000	2.960	-0.29	3.218	-0.03
2039	5.000	3.090	-0.27	3.425	0.06
2040	4.000	3.420	0.02	3.552	0.15
2041	4.000	3.600	0.12	3.706	0.23
2042					
2043					
2044					
2045					
2046					
2047					
2048					
2049					
2050					
2051					
2052					
2053					
2054					

# Recent Bond Sales Week of April 6, 2026

Pittsburg Unified School District					
Type	Negotiated				
Sale Date:	4/7/2026				
Security:	General Obligation Unltd				
Issue:	2026 GO Ref Bonds				
Par:	\$73,845,000				
Call:	8/1/2036 @ 100				
Insurance:	None				
Rating:	A1 / -- / --				
Bank Qualified:	No				
Tax Status:	Federal & State Tax-Exempt				
Maturity:	Cpn	YTC	Spread	YTM	Kick
2026	5.000	2.420	0.00		
2027					
2028					
2029	5.000	2.300	-0.13		
2030	5.000	2.400	-0.13		
2031	5.000	2.450	-0.18		
2032	5.000	2.580	-0.16		
2033	5.000	2.640	-0.14		
2034	5.000	2.730	-0.16		
2035	5.000	2.830	-0.15		
2036	5.000	2.970	-0.12		
2037	5.000	3.100	-0.05	3.231	0.08
2038	5.000	3.190	-0.06	3.419	0.17
2039	5.000	3.320	-0.04	3.614	0.25
2040	5.000	3.390	-0.01	3.739	0.34
2041	5.000	3.510	0.03	3.886	0.41
2042	5.000	3.600	0.04	3.997	0.44
2043	5.000	3.710	0.05	4.111	0.45
2044	4.000	4.120	0.34		
2045	4.000	4.180	0.28		
2046	4.125	4.270	0.24		
2047	4.250	4.370	0.22		
2048					
2049					
2050					
2051					
2052					
2053					
2054					

Los Angeles Metropolitan Transportation Authority					
Type	Negotiated				
Sale Date:	4/8/2026				
Security:	Revenue Bonds				
Issue:	Series 2026-B				
Par:	\$585,000,000				
Call:	4/1/2026 @ 100				
Insurance:	None				
Rating:	Aa1 / -- / --				
Bank Qualified:	No				
Tax Status:	AMT / State Tax Exempt				
Maturity:	Cpn	YTC	Spread	YTM	Kick
2026					
2027	5.000	2.100	-0.17		
2028	5.000	2.120	-0.17		
2029	5.000	2.200	-0.16		
2030	5.000	2.290	-0.17		
2031	5.000	2.390	-0.15		
2032	5.000	2.480	-0.17		
2033	5.000	2.550	-0.15		
2034	5.000	2.670	-0.10		
2035	5.000	2.770	-0.09	2.970	0.11
2036	5.000	2.860	-0.12	3.205	0.23
2037	5.000	2.930	-0.11	3.386	0.35
2038	5.000	3.010	-0.13	3.545	0.40
2039	5.000	3.120	-0.13	3.703	0.45
2040					
2041					
2042					
2043					
2044					
2045					
2046					
2047					
2048					
2049					
2050					
2051					
2052					
2053					
2054					

# Recent Bond Sales Week of April 6, 2026

California Municipal Finance Authority					
Type	Negotiated				
Sale Date:	4/8/2026				
Security:	Revenue Bonds				
Issue:	Series 2026A				
Par:	\$455,115,000				
Call:	3/1/2036 @ 100				
Insurance:	None				
Rating:	A2 / -- / --				
Bank Qualified:	No				
Tax Status:	Federal & State Tax-Exempt				
Maturity:	Cpn	YTC	Spread	YTM	Kick
2026					
2027					
2028					
2029					
2030					
2031	5.000	2.920	0.36		
2032	5.000	3.020	0.35		
2033	5.000	3.060	0.35		
2034	5.000	3.180	0.38		
2035	5.000	3.280	0.39		
2036	5.000	3.360	0.36	3.422	0.42
2037	5.000	3.470	0.40	3.628	0.56
2038	5.000	3.550	0.39	3.778	0.62
2039	5.000	3.650	0.38	3.925	0.65
2040	5.000	3.730	0.43	4.038	0.74
2041	5.000	3.810	0.43	4.139	0.76
2042	5.000	3.870	0.41	4.216	0.76
2043	5.000	3.940	0.38	4.293	0.73
2044	5.000	4.050	0.37	4.388	0.71
2045	5.000	4.170	0.37	4.482	0.68
2046	5.000	4.270	0.34	4.558	0.63
2047					
2048					
2049					
2050					
2051	5.250	4.530	0.32	4.858	0.65
2056	5.500	4.600	0.29	5.042	0.73
2060	5.500	4.670	0.36	5.097	0.79
2060	5.000	4.830	0.52	4.920	0.61

California Municipal Finance Authority					
Type	Negotiated				
Sale Date:	4/8/2026				
Security:	Revenue Bonds				
Issue:	Series 2026A				
Par:	\$30,425,000				
Call:	3/1/2036 @ 100				
Insurance:	None				
Rating:	A2 / -- / --				
Bank Qualified:	No				
Tax Status:	Federal & State Tax-Exempt				
Maturity:	Cpn	YTC	Spread	YTM	Kick
2026					
2027					
2028					
2029					
2030					
2031					
2032	5.000	3.000	0.38		
2033	5.000	3.050	0.36		
2034	5.000	3.140	0.38		
2035	5.000	3.230	0.39		
2036	5.000	3.300	0.36		
2037	5.000	3.440	0.41	3.552	0.52
2038	5.000	3.530	0.40	3.723	0.59
2039					
2040					
2041					
2042					
2043					
2044					
2045					
2046					
2047					
2048					
2049					
2050					
2051					
2052					
2053					
2054					

# Recent Bond Sales Week of April 6, 2026

California Municipal Finance Authority					
Type	Negotiated				
Sale Date:	4/8/2026				
Security:	Revenue Bonds				
Issue:	Series 2026B				
Par:	\$250,000,000				
Call:	6/30/2030 @ 100				
Insurance:	None				
Rating:	A2 / -- / --				
Bank Qualified:	No				
Tax Status:	Federal & State Tax-Exempt				
Maturity:	Cpn	YTC	Spread	YTM	Kick
2026					
2027					
2028					
2029					
2030					
2031					
2032	5.000	3.080	0.43	3.636	0.99
2033					
2034					
2035					
2036					
2037					
2038					
2039					
2040					
2041					
2042					
2043					
2044					
2045					
2046					
2047					
2048					
2049					
2050					
2051					
2052					
2053					
2054					

State of California					
Type	Competitive				
Sale Date:	4/8/2026				
Security:	General Obligation Unltd				
Issue:	Bid Group A				
Par:	\$439,520,000				
Call:	Non-Callable				
Insurance:	None				
Rating:	Aa2 / AA- / AA				
Bank Qualified:	No				
Tax Status:	Federally Taxable / State Tax-Exempt				
Maturity:	Cpn	YTC	Spread	YTM	UST
2026					
2027					
2028	4.500	3.870	0.08		vs 2yr
2029	4.500	3.890	0.08		vs 3yr
2031	4.050	4.050	0.13		vs 5yr
2031					
2032					
2033					
2034					
2035					
2036					
2037					
2038					
2039					
2040					
2041					
2042					
2043					
2044					
2045					
2046					
2047					
2048					
2049					
2050					
2051					
2052					
2053					
2054					

# Recent Bond Sales Week of April 6, 2026

State of California					
Type	Competitive				
Sale Date:	4/8/2026				
Security:	Revenue Bonds				
Issue:	Bid Group A				
Par:	\$300,000,000				
Call:	4/1/2026 @ 100				
Insurance:	None				
Rating:	Aa1/VMIG1 / -- / --				
Bank Qualified:	No				
Tax Status:	AMT / State Tax Exempt				
Maturity:	Cpn	YTC	Spread	YTM	Kick
2026					
2027					
2028					
2029					
2030					
2031					
2032					
2033					
2034					
2035					
2036	5.000	4.690	0.40		vs 10yr
2037					
2038					
2039					
2040					
2041					
2042					
2043					
2044					
2045					
2046					
2047					
2048					
2049					
2050					
2051					
2052					
2053					
2054					

Belmont-Redwood Shores School District					
Type	Negotiated				
Sale Date:	4/9/2026				
Security:	General Obligation Unltd				
Issue:	2026 GO Ref Bonds				
Par:	\$12,590,000				
Call:	8/1/2036 @ 100				
Insurance:	None				
Rating:	Aaa / -- / --				
Bank Qualified:	No				
Tax Status:	Federal & State Tax-Exempt				
Maturity:	Cpn	YTC	Spread	YTM	Kick
2026	5.000	2.070	0.00		
2027					
2028					
2029					
2030					
2031					
2032					
2033					
2034					
2035	5.000	2.660	-0.22		
2036	5.000	2.770	-0.22		
2037	5.000	2.840	-0.22	2.989	-0.07
2038	5.000	2.950	-0.18	3.210	0.08
2039	5.000	3.080	-0.16	3.417	0.18
2040	5.000	3.160	-0.12	3.559	0.28
2041	5.000	3.280	-0.08	3.715	0.35
2042					
2043					
2044					
2045					
2046					
2047					
2048					
2049					
2050					
2051					
2052					
2053					
2054					

# Recent Bond Sales Week of April 6, 2026

Fairfield-Suisun Unified School District					
Type	Negotiated				
Sale Date:	4/9/2026				
Security:	General Obligation Unltd				
Issue:	2026 GO Ref Bonds				
Par:	\$49,250,000				
Call:	8/1/2036 @ 100				
Insurance:	None				
Rating:	Aa2 / -- / --				
Bank Qualified:	No				
Tax Status:	Federal & State Tax-Exempt				
Maturity:	Cpn	YTC	Spread	YTM	Kick
2026	5.000	2.250	0.00		
2027	5.000	2.120	-0.15		
2028	5.000	2.130	-0.17		
2029	5.000	2.150	-0.22		
2030	5.000	2.240	-0.23		
2031	5.000	2.320	-0.23		
2032	5.000	2.450	-0.21		
2033	5.000	2.510	-0.20		
2034	5.000	2.590	-0.20		
2035	5.000	2.680	-0.20		
2036	5.000	2.800	-0.19		
2037	5.000	2.910	-0.15	3.054	-0.01
2038	5.000	3.020	-0.11	3.271	0.14
2039	5.000	3.140	-0.10	3.466	0.23
2040	5.000	3.200	-0.08	3.590	0.31
2041	5.000	3.280	-0.08	3.714	0.35
2042					
2043					
2044					
2045					
2046					
2047					
2048					
2049					
2050					
2051					
2052					
2053					
2054					

Mountain View School District, Los Angeles County					
Type	Negotiated				
Sale Date:	4/9/2026				
Security:	General Obligation Unltd				
Issue:	2026 GO Ref Bonds				
Par:	\$20,010,000				
Call:	8/1/2036 @ 100				
Insurance:	AG				
Rating:	-- / AA / --				
Bank Qualified:	No				
Tax Status:	Federal & State Tax-Exempt				
Maturity:	Cpn	YTC	Spread	YTM	Kick
2026	5.000	2.320	0.00		
2027	5.000	2.190	-0.08		
2028	5.000	2.220	-0.08		
2029	5.000	2.280	-0.09		
2030	5.000	2.370	-0.10		
2031	5.000	2.430	-0.12		
2032	5.000	2.540	-0.12		
2033	5.000	2.590	-0.12		
2034	5.000	2.670	-0.12		
2035	5.000	2.760	-0.12		
2036	5.000	2.870	-0.12		
2037	5.000	2.990	-0.07	3.129	0.07
2038	5.000	3.100	-0.03	3.341	0.21
2039	5.000	3.240	0.00	3.548	0.31
2040	5.000	3.280	0.00	3.653	0.37
2041	5.000	3.380	0.02	3.789	0.43
2042	5.000	3.490	0.05	3.918	0.48
2043	5.000	3.590	0.05	4.029	0.49
2044	4.000	4.070	0.40		
2045	4.000	4.140	0.34		
2046	4.000	4.180	0.25		
2047	4.125	4.270	0.22		
2048	4.125	4.330	0.20		
2049					
2050					
2051					
2052					
2053					
2054					

# Recent Bond Sales Week of April 6, 2026

Ohlone Community College District					
Type	Negotiated				
Sale Date:	4/9/2026				
Security:	General Obligation Unltd				
Issue:	2026 GO Ref Bonds				
Par:	\$127,340,000				
Call:	8/1/2036 @ 100				
Insurance:	None				
Rating:	Aa1 / -- / --				
Bank Qualified:	No				
Tax Status:	Federal & State Tax-Exempt				
Maturity:	Cpn	YTC	Spread	YTM	Kick
2026	5.000	2.170	0.00		
2027	5.000	2.070	-0.20		
2028	5.000	2.070	-0.23		
2029	5.000	2.130	-0.24		
2030	5.000	2.220	-0.25		
2031	5.000	2.300	-0.25		
2032	5.000	2.430	-0.23		
2033	5.000	2.480	-0.23		
2034	5.000	2.580	-0.21		
2035	5.000	2.670	-0.21		
2036	5.000	2.780	-0.21		
2037	5.000	2.860	-0.20	3.008	-0.05
2038	5.000	2.970	-0.16	3.227	0.10
2039	5.000	3.100	-0.14	3.433	0.19
2040	5.000	3.180	-0.10	3.574	0.29
2041	5.000	3.260	-0.10	3.700	0.34
2042					
2043					
2044					
2045					
2046					
2047					
2048					
2049					
2050					
2051					
2052					
2053					
2054					

Sebastopol Union School District					
Type	Negotiated				
Sale Date:	4/9/2026				
Security:	General Obligation Unltd				
Issue:	2026 GO Ref Bonds				
Par:	\$4,555,000				
Call:	8/1/2036 @ 100				
Insurance:	None				
Rating:	Aa2 / -- / --				
Bank Qualified:	Yes				
Tax Status:	Bank Qualified / State-Tax Exempt				
Maturity:	Cpn	YTC	Spread	YTM	Kick
2026					
2027	5.000	2.200	-0.07		
2028	5.000	2.230	-0.07		
2029	5.000	2.320	-0.05		
2030	5.000	2.390	-0.08		
2031	5.000	2.470	-0.08		
2032	5.000	2.580	-0.08		
2033	5.000	2.630	-0.08		
2034	5.000	2.710	-0.08		
2035	5.000	2.800	-0.08		
2036	5.000	2.910	-0.08		
2037	5.000	3.030	-0.03	3.166	0.11
2038	5.000	3.150	0.02	3.384	0.25
2039	5.000	3.290	0.05	3.589	0.35
2040	5.000	3.330	0.05	3.692	0.41
2041	5.000	3.410	0.05	3.811	0.45
2042	5.000	3.500	0.06	3.926	0.49
2043					
2044					
2045					
2046					
2047					
2048					
2049					
2050					
2051					
2052					
2053					
2054					

# Recent Bond Sales Week of April 6, 2026

Lompoc Valley Medical Center					
Type	Negotiated				
Sale Date:	4/10/2026				
Security:	Revenue Bonds				
Issue:	Series 2026				
Par:	\$20,000,000				
Call:	2/1/2036 @ 100				
Insurance:	None				
Rating:	-- / -- / BBB-				
Bank Qualified:	No				
Tax Status:	Federal & State Tax-Exempt				
Maturity:	Cpn	YTC	Spread	YTM	Kick
2026					
2027					
2028					
2029					
2030	5.000	3.800	1.36		
2031	5.000	3.900	1.38		
2032	5.000	4.000	1.39		
2033	5.000	4.110	1.42		
2034	5.000	4.200	1.45		
2035	5.000	4.260	1.43		
2036	5.000	4.370	1.43		
2037					
2038					
2039					
2040					
2041	5.000	4.660	1.30	4.749	1.39
2042					
2043					
2044					
2045					
2046	5.000	5.090	1.16		
2047					
2048					
2049					
2050					
2051					
2052					
2053					
2054					

# Piper Sandler Disclosures

---

The information contained in this communication has been compiled by Piper Sandler & Co. from sources believed to be reliable, but no representation or warranty, express or implied, is made by Piper Sandler & Co., its affiliates or any other person as to its accuracy, completeness or correctness. All opinions and estimates contained in this communication constitute Piper Sandler & Co.'s judgment as of the date of this communication, are subject to change without notice and are provided in good faith but without legal responsibility.

Piper Sandler is providing the information contained herein for discussion purposes only in anticipation of being engaged to serve as underwriter or placement agent on a future transaction and not as a financial advisor or municipal advisor. In providing the information contained herein, Piper Sandler is not recommending an action to you and the information provided herein is not intended to be and should not be construed as a “recommendation” or “advice” within the meaning of Section 15B of the Securities Exchange Act of 1934. Piper Sandler is not acting as an advisor to you and does not owe a fiduciary duty pursuant to Section 15B of the Exchange Act or under any state law to you with respect to the information and material contained in this communication. As an underwriter or placement agent, Piper Sandler’s primary role is to purchase or arrange for the placement of securities with a view to distribution in an arm’s-length commercial transaction, is acting for its own interests and has financial and other interests that differ from your interests. You should discuss any information and material contained in this communication with any and all internal or external advisors and experts that you deem appropriate before acting on this information or material.

The information contained herein may include hypothetical interest rates or interest rate savings for a potential refunding. Interest rates used herein take into consideration conditions in today’s market and other factual information such as credit rating, geographic location and market sector. Interest rates described herein should not be viewed as rates that Piper Sandler expects to achieve for you should we be selected to act as your underwriter or placement agent. Information about interest rates and terms for SLGs is based on current publicly available information and treasury or agency rates for open-market escrows are based on current market interest rates for these types of credits and should not be seen as costs or rates that Piper Sandler could achieve for you should we be selected to act as your underwriter or placement agent. More particularized information and analysis may be provided after you have engaged Piper Sandler as an underwriter or placement agent or under certain other exceptions as describe in the Section 15B of the Exchange Act.

Piper Sandler Companies (NYSE: PIPR) is a leading investment bank driven to help clients Realize the Power of Partnership®. Securities brokerage and investment banking services are offered in the U.S. through Piper Sandler & Co., member SIPC and NYSE; in the U.K. through Piper Sandler Ltd., authorized and regulated by the U.K. Financial Conduct Authority; in the EU through Aviditi Capital Advisors Europe GmbH, a tied agent of AHP Capital Management GmbH, authorized and regulated by BaFin; and in the Abu Dhabi Global Market through Piper Sandler MENA Ltd., authorized and regulated by the ADGM Financial Services Regulatory Authority. Alternative asset management and fixed income advisory services are offered through separately registered advisory affiliates.