

# Weekly Market Update

CALIFORNIA PUBLIC FINANCE GENERAL GOVERNMENT

# Table of Contents

---

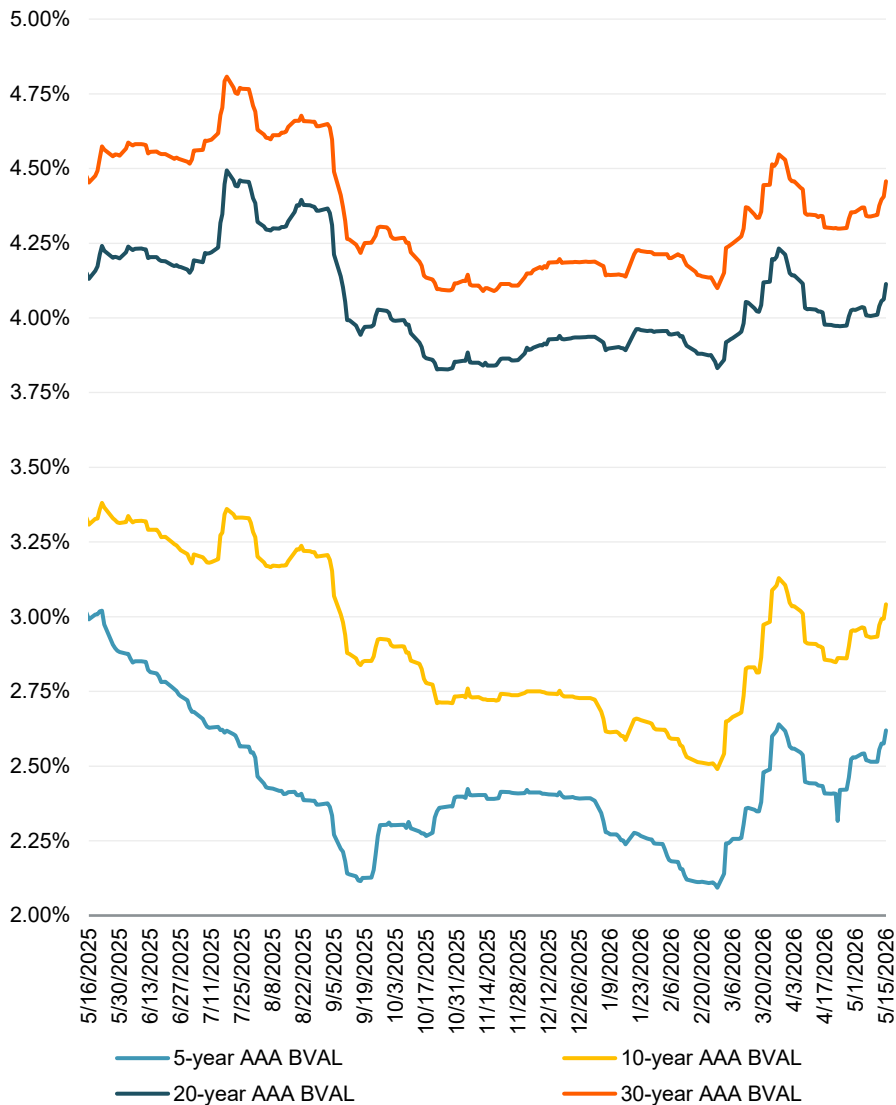
- 1. Tax-Exempt Market Overview**
- 2. Taxable Market Overview**
- 3. Recent Bond Sales**

# 1. Tax-Exempt Market Overview

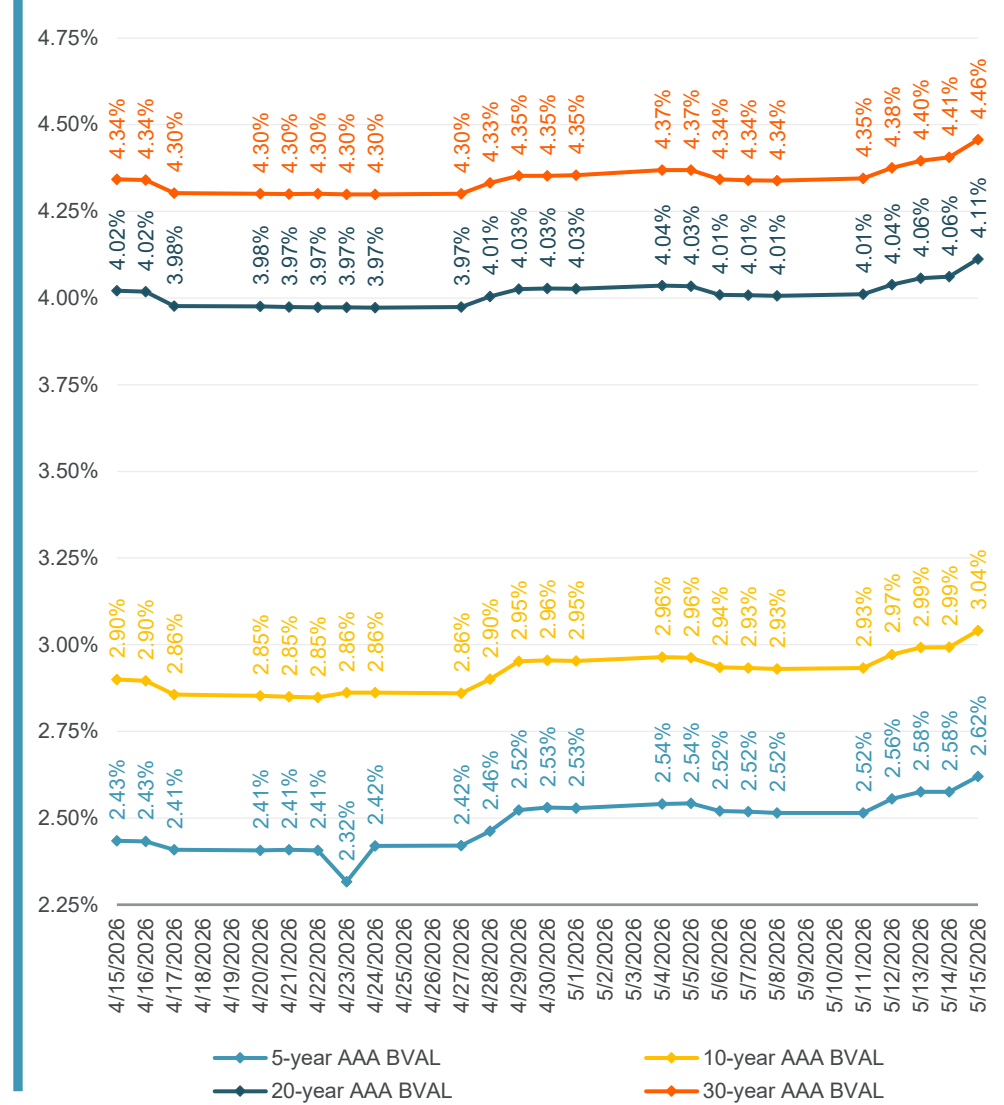


# Tax-Exempt Rates

## AAA G.O. Municipal Index – Previous Year



## AAA G.O. Municipal Index – Previous Month



Source: Bloomberg BVAL AAA Muni Benchmark Data through May 15, 2026.

# Generic California AA Rated Tax-Exempt Scale

Generic AA Rated Tax-Exempt Scales 5.00% Coupon Structure	
Year	Yield to Call
2027	2.540
2028	2.500
2029	2.520
2030	2.580
2031	2.660
2032	2.740
2033	2.790
2034	2.880
2035	2.980
2036	3.070
2037	3.150
2038	3.240
2039	3.350
2040	3.400
2041	3.490
2042	3.580
2043	3.680
2044	3.800
2045	3.940
2046	4.080
2051 (Term)	4.400
2056 (Term)	4.560

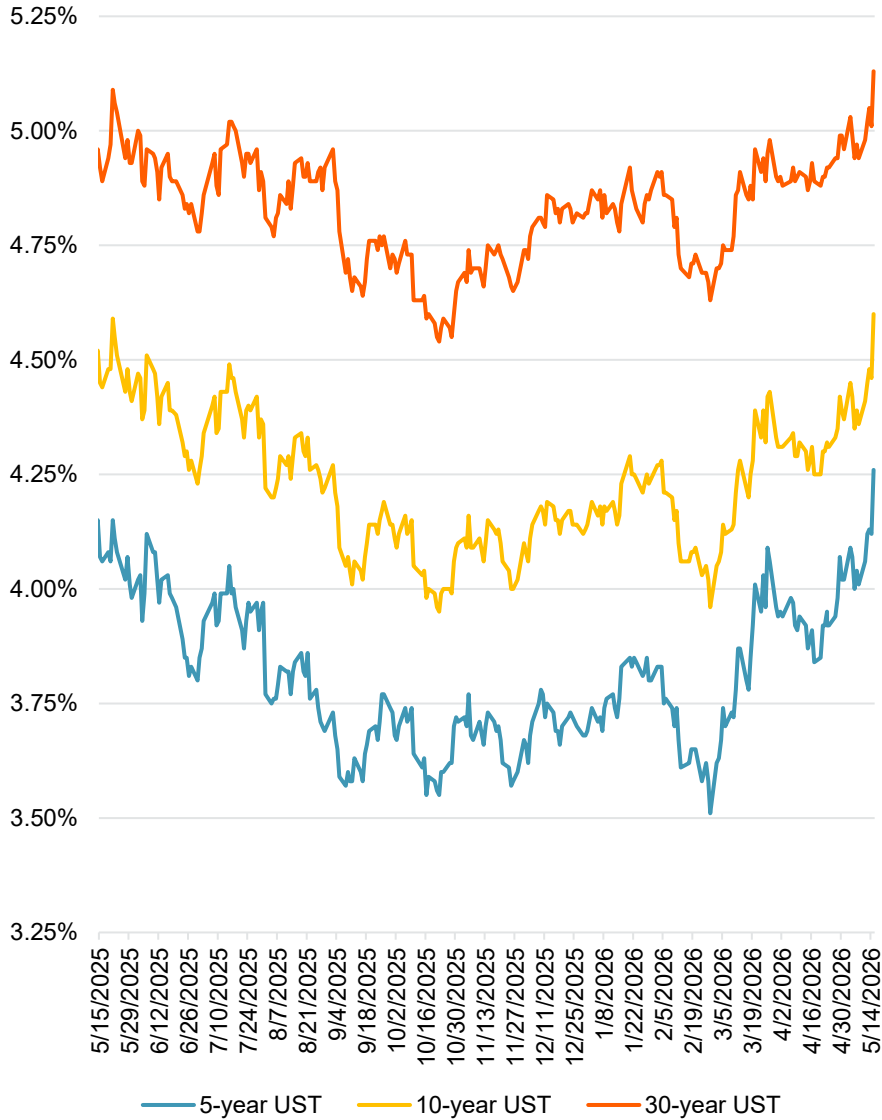
Assumes AA rated school district GO credit, \$1 MM+ per maturity, \$100 MM total. Priced to 10-year call.

## 2. Taxable Market Overview



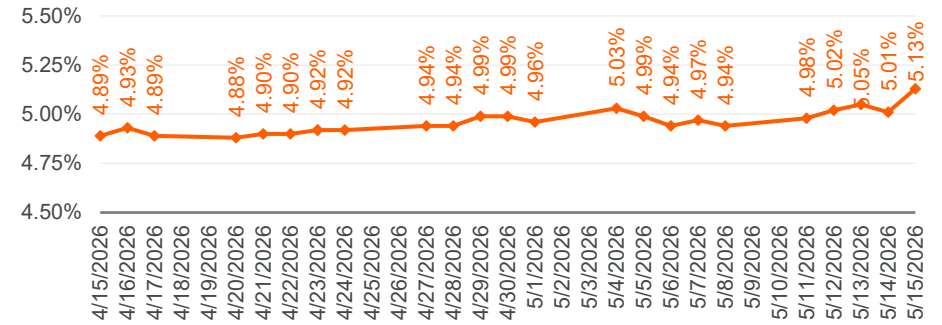
# Taxable Rates

## U.S. Treasury Rates

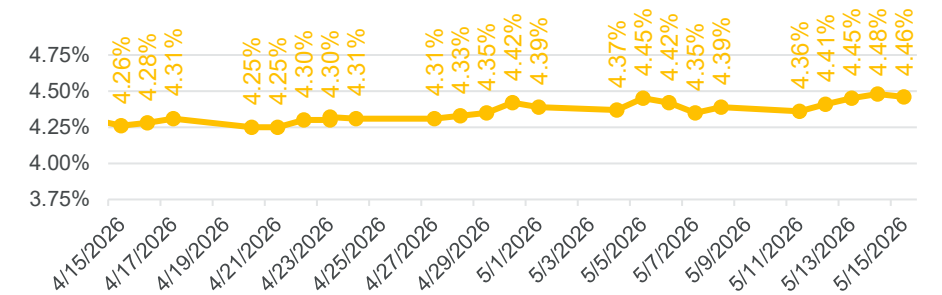


Source: TM3 Treasury Rates data through May 15, 2026.

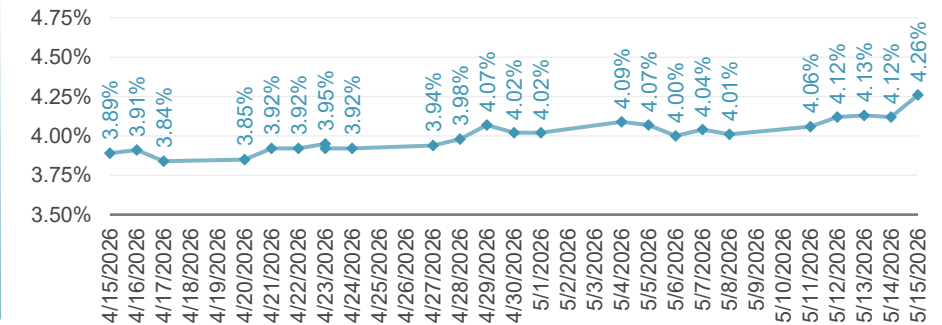
## Recent U.S.T. 30 Year Rates



## Recent U.S.T. 10 Year Rates



## Recent U.S.T. 5 Year Rates



# Generic National Taxable Scales

		Generic Taxable Scales <sup>(1,2)</sup>					
		Aaa Rated		Aa1 Rated		A1 Rated	
Year	Treasury Yields	Yield	Spread	Yield	Spread	Yield	Spread
2027	4.054 (UST 2-yr)	4.254	20	4.304	25	4.454	40
2028	4.054 (UST 3-yr)	4.304	25	4.354	30	4.504	45
2029	4.124 (UST 5-yr)	4.424	30	4.474	35	4.624	50
2030	4.239 (UST 5-yr)	4.489	25	4.539	30	4.689	45
2031	4.239 (UST 7-yr)	4.539	30	4.589	35	4.739	50
2032	4.407 (UST 7-yr)	4.607	20	4.657	25	4.807	40
2033	4.407 (UST 10-yr)	4.707	30	4.757	35	4.907	50
2034	4.583 (UST 10-yr)	4.783	20	4.833	25	4.983	40
2035	4.583 (UST 10-yr)	4.833	25	4.883	30	5.033	45
2036	4.583 (UST 10-yr)	4.933	35	4.983	40	5.133	55
2037	4.583 (UST 10-yr)	5.033	45	5.083	50	5.233	65
2038	4.583 (UST 10-yr)	5.133	55	5.183	60	5.333	75
2039	4.583 (UST 10-yr)	5.233	65	5.283	70	5.433	85
2040	4.583 (UST 10-yr)	5.333	75	5.383	80	5.533	95
2041	5.133 (UST 20-yr)	5.383	80	5.433	85	5.583	100
2046 (Term)	5.133 (UST 20-yr)	5.633	50	5.683	55	5.833	70
2051 (Term)	5.122 (UST 30-yr)	5.722	60	5.772	65	5.922	80
2056 (Term)	5.122 (UST 30-yr)	5.822	70	5.872	75	6.022	90

1) Rates as of May 18, 2026.

2) Scales assume an unlimited general obligation or essential service revenue credit; \$1 MM+ per maturity, \$25 MM minimum total, 10yr call, Unenhanced Rating.

# 3. Recent Bond Sales



# Recent Bond Sales Week of May 11, 2026

Cerritos Community College District					
Type	Negotiated				
Sale Date:	5/11/2026				
Security:	General Obligation Unltd				
Issue:	Series 2026B				
Par:	\$200,000,000				
Call:	8/1/2036 @ 100				
Insurance:	None				
Rating:	Aa1 / -- / --				
Bank Qualified:	No				
Tax Status:	Federal & State Tax-Exempt				
Maturity:	Cpn	YTC	Spread	YTM	Kick
2026					
2027	5.000	2.330	-0.17		
2028	5.000	2.250	-0.20		
2029					
2030					
2031					
2032					
2033	5.000	2.560	-0.18		
2034	5.000	2.640	-0.17		
2035	5.000	2.730	-0.17		
2036	5.000	2.840	-0.14		
2037	5.000	2.940	-0.11	3.083	0.03
2038	5.000	3.040	-0.08	3.290	0.17
2039	5.000	3.180	-0.05	3.501	0.27
2040	5.000	3.260	-0.02	3.639	0.36
2041	5.000	3.360	0.00	3.776	0.42
2042	5.000	3.440	0.00	3.885	0.45
2043	5.000	3.540	0.00	3.997	0.46
2044	5.000	3.670	0.00	4.118	0.45
2045	5.000	3.800	0.00	4.230	0.43
2046	5.000	3.930	0.00	4.334	0.40
2047					
2048					
2049					
2050					
2051	5.000	4.250	0.04	4.586	0.38
2052					
2053					
2056	5.000	4.380	0.07	4.686	0.38

Garvey School District					
Type	Negotiated				
Sale Date:	5/12/2026				
Security:	General Obligation Unltd				
Issue:	2026 Ref GO Bonds				
Par:	\$8,065,000				
Call:	8/1/2036 @ 100				
Insurance:	AG				
Rating:	-- / AA / --				
Bank Qualified:	No				
Tax Status:	Federal & State Tax-Exempt				
Maturity:	Cpn	YTC	Spread	YTM	Kick
2026	5.000	2.670	0.00		
2027	5.000	2.650	0.12		
2028	5.000	2.600	0.11		
2029	5.000	2.630	0.11		
2030	5.000	2.720	0.14		
2031	5.000	2.810	0.15		
2032	5.000	2.890	0.15		
2033	5.000	2.940	0.15		
2034	5.000	3.010	0.15		
2035	5.000	3.100	0.15		
2036	5.000	3.180	0.15		
2037	5.000	3.280	0.18	3.400	0.30
2038	5.000	3.350	0.18	3.560	0.39
2039	5.000	3.440	0.17	3.715	0.44
2040	5.000	3.490	0.18	3.819	0.51
2041	5.000	3.570	0.18	3.933	0.54
2042	5.000	3.650	0.18	4.035	0.56
2043	5.000	3.750	0.19	4.141	0.58
2044	4.000	4.150	0.48		
2045	4.000	4.200	0.40		
2046	4.000	4.280	0.35		
2047	4.125	4.380	0.33		
2048					
2049					
2050					
2051					
2052					
2053					
2054					

# Recent Bond Sales Week of May 11, 2026

City of Glendale Electric Revenue					
Type	Negotiated				
Sale Date:	5/12/2026				
Security:	Revenue Bonds				
Issue:	2026 Ref Series				
Par:	\$38,945,000				
Call:	Non-Callable				
Insurance:	None				
Rating:	Aa3 / -- / --				
Bank Qualified:	No				
Tax Status:	Federal & State Tax-Exempt				
Maturity:	Cpn	YTC	Spread	YTM	Kick
2026					
2027	5.000	2.530	0.03		
2028	5.000	2.480	0.03		
2029	5.000	2.500	0.03		
2030	5.000	2.550	0.04		
2031	5.000	2.640	0.05		
2032	5.000	2.690	0.05		
2033	5.000	2.770	0.05		
2034	5.000	2.820	0.05		
2035	5.000	2.910	0.05		
2036	5.000	2.990	0.05		
2037	5.000	3.070	0.05		
2038	5.000	3.150	0.05		
2039					
2040					
2041					
2042					
2043					
2044					
2045					
2046					
2047					
2048					
2049					
2050					
2051					
2052					
2053					
2054					

City of Menifee CFD No 2022-3 Improvement Area No 1					
Type	Negotiated				
Sale Date:	5/12/2026				
Security:	Special Tax				
Issue:	Series 2026A				
Par:	\$22,035,000				
Call:	9/1/2032 @ 103 DTP 9/1/2035				
Insurance:	None				
Rating:	Non-Rated				
Bank Qualified:	No				
Tax Status:	Federal & State Tax-Exempt				
Maturity:	Cpn	YTC	Spread	YTM	Kick
2026					
2027	5.000	3.050	0.52		
2028	5.000	3.250	0.76		
2029	5.000	3.390	0.86		
2030	5.000	3.550	0.96		
2031	5.000	3.720	1.05		
2032	5.000	3.850	1.10		
2033	5.000	3.890	1.10		
2034	5.000	3.970	1.10		
2035	5.000	4.060	1.10		
2036	5.000	4.140	1.10	4.206	1.17
2037	5.000	4.220	1.11	4.329	1.22
2038					
2039					
2040					
2041	5.000	4.430	1.04	4.606	1.22
2042					
2043					
2044					
2045					
2046	5.000	4.730	0.80	4.844	0.91
2047					
2048					
2049					
2050					
2051	5.000	4.910	0.68	4.954	0.72
2052					
2056	5.000	4.980	0.63	4.991	0.64
2058	5.250	4.530	0.12	4.889	0.48

# Recent Bond Sales Week of May 11, 2026

Merced County Public Facilities Corp					
Type	Negotiated				
Sale Date:	5/13/2026				
Security:	Certificate Participation				
Issue:	2026 Series A				
Par:	\$35,930,000				
Call:	3/1/2036 @ 100				
Insurance:	AG				
Rating:	-- / AA / --				
Bank Qualified:	No				
Tax Status:	Federal & State Tax-Exempt				
Maturity:	Cpn	YTC	Spread	YTM	Kick
2026					
2027	5.000	2.730	0.20		
2028	5.000	2.690	0.20		
2029	5.000	2.710	0.20		
2030	5.000	2.760	0.20		
2031	5.000	2.840	0.20		
2032	5.000	2.900	0.20		
2033	5.000	2.980	0.20		
2034	5.000	3.030	0.20		
2035	5.000	3.120	0.21		
2036	5.000	3.220	0.22		
2037	5.000	3.300	0.22	3.424	0.34
2038	5.000	3.370	0.22	3.587	0.44
2039	5.000	3.460	0.23	3.743	0.51
2040	5.000	3.540	0.23	3.871	0.56
2041	5.000	3.620	0.23	3.983	0.59
2042	4.000	4.100	0.63		
2043	4.125	4.160	0.60		
2044	4.125	4.220	0.55		
2045	4.250	4.280	0.48		
2046	4.250	4.340	0.41		
2047	4.375	4.400	0.35		
2048					
2049					
2050					
2051					
2052					
2053					
2054					

Exeter USD School Facilities Improvement District No 1					
Type	Negotiated				
Sale Date:	5/13/2026				
Security:	General Obligation Unltd				
Issue:	2026 GO Ref Bonds				
Par:	\$4,800,000				
Call:	8/1/2034 @ 100				
Insurance:	BAM				
Rating:	-- / AA / --				
Bank Qualified:	Yes				
Tax Status:	Bank Qualified / State-Tax Exempt				
Maturity:	Cpn	YTC	Spread	YTM	Kick
2026	5.000	2.700	0.00		
2027					
2028					
2029					
2030					
2031	5.000	2.830	0.14		
2032	5.000	2.910	0.14		
2033	5.000	2.960	0.14		
2034	4.000	3.030	0.14		
2035	4.000	3.150	0.17	3.229	0.25
2036	4.000	3.280	0.22	3.400	0.34
2037	4.000	3.430	0.30	3.559	0.43
2038	4.000	3.550	0.35	3.675	0.47
2039	4.000	3.690	0.39	3.789	0.49
2040					
2041	4.000	3.840	0.42	3.902	0.48
2042					
2043	4.000	4.010	0.42		
2044					
2045	4.000	4.150	0.32		
2046					
2047	4.125	4.320	0.24		
2048					
2049					
2050					
2051					
2052					
2053					
2054					

# Recent Bond Sales Week of May 11, 2026

Coalinga-Huron Joint Unified School District					
Type	Negotiated				
Sale Date:	5/13/2026				
Security:	General Obligation Unltd				
Issue:	Election of 2022, Series B				
Par:	\$6,230,000				
Call:	8/1/2036 @ 100				
Insurance:	AG				
Rating:	A1 / AA / --				
Bank Qualified:	No				
Tax Status:	Federal & State Tax-Exempt				
Maturity:	Cpn	YTC	Spread	YTM	Kick
2026					
2027					
2028					
2029					
2030					
2031					
2032					
2033					
2034					
2035					
2036					
2037					
2038					
2039					
2040					
2041					
2042					
2043					
2044					
2045					
2046					
2047					
2048					
2049					
2050					
2051					
2052					
2053					
2058	5.250	4.530	0.12	4.889	0.48

Coalinga-Huron Joint Unified School District					
Type	Negotiated				
Sale Date:	5/13/2026				
Security:	General Obligation Unltd				
Issue:	Election of 2022, Series B				
Par:	\$7,268,626				
Call:	2/1/2036 @ 100				
Insurance:	AG				
Rating:	A1 / -- / --				
Bank Qualified:	No				
Tax Status:	Federal & State Tax-Exempt				
Maturity:	Cpn	YTC	Spread	YTM	Kick
2026					
2037	0.000	3.950	0.82		
2028					
2029					
2030					
2031					
2032					
2033					
2034					
2035					
2036					
2037					
2038	0.000	4.050	0.84		
2039	0.000	4.160	0.85		
2040	0.000	4.200	0.85		
2041	0.000	4.280	0.85		
2042	0.000	4.360	0.85		
2043	0.000	4.450	0.85		
2044	0.000	4.560	0.85		
2045	0.000	4.690	0.85		
2046	0.000	4.810	0.84		
2047	0.000	4.930	0.84		
2048	0.000	5.000	0.83		
2049	0.000	5.030	0.82		
2050	0.000	5.050	0.81		
2051					
2052					
2053					
2054					

# Recent Bond Sales Week of May 11, 2026

Inglewood Unified School District					
<b>Type</b>	Negotiated				
<b>Sale Date:</b>	5/13/2026				
<b>Security:</b>	General Obligation Unltd				
<b>Issue:</b>	2026 GO Ref Bonds				
<b>Par:</b>	\$18,895,000				
<b>Call:</b>	8/1/2036 @ 100				
<b>Insurance:</b>	BAM				
<b>Rating:</b>	A2 / AA / --				
<b>Bank Qualified:</b>	No				
<b>Tax Status:</b>	Federal & State Tax-Exempt				
<b>Maturity:</b>	<b>Cpn</b>	<b>YTC</b>	<b>Spread</b>	<b>YTM</b>	<b>Kick</b>
2026	5.000	2.700	0.00		
2027	5.000	2.680	0.12		
2028	5.000	2.640	0.12		
2029	5.000	2.670	0.12		
2030	5.000	2.730	0.12		
2031	5.000	2.830	0.14		
2032	5.000	2.920	0.15		
2033	5.000	2.970	0.15		
2034	5.000	3.010	0.12		
2035	5.000	3.080	0.10		
2036	5.000	3.160	0.10		
2037	5.000	3.280	0.15	3.399	0.27
2038	5.000	3.370	0.17	3.577	0.38
2039					
2040					
2041					
2042					
2043					
2044					
2045					
2046					
2047					
2048					
2049					
2050					
2051					
2052					
2053					
2054					

Las Virgenes Unified School District					
<b>Type</b>	Negotiated				
<b>Sale Date:</b>	5/13/2026				
<b>Security:</b>	General Obligation Unltd				
<b>Issue:</b>	2026 GO Ref Bonds				
<b>Par:</b>	\$33,300,000				
<b>Call:</b>	Non-Callable				
<b>Insurance:</b>	None				
<b>Rating:</b>	Aa1 / -- / --				
<b>Bank Qualified:</b>	No				
<b>Tax Status:</b>	Federal & State Tax-Exempt				
<b>Maturity:</b>	<b>Cpn</b>	<b>YTC</b>	<b>Spread</b>	<b>YTM</b>	<b>Kick</b>
2026	4.000	2.680	0.00	2.685	
2027					
2028	4.000	2.440	-0.08		
2029	4.000	2.470	-0.08		
2030	4.000	2.530	-0.08		
2031	4.000	2.610	-0.08		
2032	4.000	2.710	-0.06		
2033	4.000	2.790	-0.03		
2034	4.000	2.860	-0.03		
2035					
2036					
2037					
2038					
2039					
2040					
2041					
2042					
2043					
2044					
2045					
2046					
2047					
2048					
2049					
2050					
2051					
2052					
2053					
2054					

# Recent Bond Sales Week of May 11, 2026

Pleasant Valley School District					
Type	Negotiated				
Sale Date:	5/13/2026				
Security:	General Obligation Unltd				
Issue:	2026 GO Ref Bonds				
Par:	\$12,125,000				
Call:	8/1/2036 @ 100				
Insurance:	None				
Rating:	Aa2 / -- / --				
Bank Qualified:	No				
Tax Status:	Federal & State Tax-Exempt				
Maturity:	Cpn	YTC	Spread	YTM	Kick
2026	5.000	2.700	0.00		
2027	5.000	2.440	-0.12		
2028	5.000	2.380	-0.14		
2029					
2030					
2031					
2032					
2033					
2034	5.000	2.800	-0.09		
2035	5.000	2.900	-0.08		
2036	5.000	2.990	-0.07		
2037	5.000	3.080	-0.05	3.214	0.08
2038	5.000	3.170	-0.03	3.403	0.20
2039	5.000	3.280	-0.02	3.583	0.28
2040					
2041					
2042					
2043					
2044					
2045					
2046					
2047					
2048					
2049					
2050					
2051					
2052					
2053					
2054					

City of San Jacinto CA CFD No 2002-1 Phase 2					
Type	Negotiated				
Sale Date:	5/13/2026				
Security:	Special Tax				
Issue:	2026 Special Tax Bonds				
Par:	\$8,265,000				
Call:	Non-Callable				
Insurance:	AG				
Rating:	-- / AA / --				
Bank Qualified:	No				
Tax Status:	Federal & State Tax-Exempt				
Maturity:	Cpn	YTC	Spread	YTM	Kick
2026	5.000	2.800	0.00		
2027	5.000	2.780	0.22		
2028	5.000	2.770	0.25		
2029	5.000	2.810	0.25		
2030	5.000	2.890	0.27		
2031	5.000	2.970	0.27		
2032	5.000	3.050	0.27		
2033	5.000	3.090	0.27		
2034	5.000	3.150	0.25		
2035					
2036					
2037					
2038					
2039					
2040					
2041					
2042					
2043					
2044					
2045					
2046					
2047					
2048					
2049					
2050					
2051					
2052					
2053					
2054					

# Recent Bond Sales Week of May 11, 2026

San Francisco City & County Airport Comm					
Type	Negotiated				
Sale Date:	5/13/2026				
Security:	Revenue Bonds				
Issue:	2026 GO Ref Bonds				
Par:	\$796,715,000				
Call:	5/1/2036 @ 100				
Insurance:	None				
Rating:	Aa3 / AA- / --				
Bank Qualified:	No				
Tax Status:	AMT / State Tax Exempt				
Maturity:	Cpn	YTC	Spread	YTM	Kick
2026					
2027					
2028					
2029					
2030					
2031					
2032					
2033					
2034					
2035					
2036					
2037					
2038	5.250	3.740	0.55	3.935	0.74
2039	5.250	3.820	0.54	4.075	0.79
2040	5.250	3.870	0.53	4.174	0.83
2041	5.250	3.950	0.53	4.283	0.86
2042	5.250	4.030	0.53	4.380	0.88
2043	5.250	4.110	0.52	4.469	0.88
2044	5.250	4.210	0.51	4.562	0.86
2045	5.250	4.310	0.48	4.648	0.82
2046					
2047					
2048					
2049					
2050					
2051	5.500	4.680	0.42	5.043	0.78
2052					
2053					
2056	5.500	4.760	0.38	5.120	0.74

San Francisco City & County Airport Comm					
Type	Negotiated				
Sale Date:	5/13/2026				
Security:	Revenue Bonds				
Issue:	2026 GO Ref Bonds				
Par:	\$313,805,000				
Call:	5/1/2036 @ 100				
Insurance:	None				
Rating:	Aa3 / AA- / --				
Bank Qualified:	No				
Tax Status:	Federal & State Tax-Exempt				
Maturity:	Cpn	YTC	Spread	YTM	Kick
2026					
2027	5.000	2.400	-0.16		
2028	5.000	2.440	-0.08		
2029	5.000	2.460	-0.08		
2030	5.000	2.490	-0.11		
2031	5.000	2.550	-0.13		
2032	5.000	2.650	-0.10		
2033	5.000	2.710	-0.10		
2034	5.000	2.790	-0.08		
2034	3.000	2.970	0.10		
2035	5.000	2.860	-0.09		
2035	3.000	3.060	0.11		
2036	5.000	2.960	-0.08		
2036	3.000	3.160	0.12		
2037	5.000	3.070	-0.04	3.208	0.10
2037	3.000	3.250	0.14		
2038	5.000	3.160	-0.03	3.401	0.21
2039	5.000	3.300	0.02	3.607	0.33
2040	5.000	3.400	0.06	3.757	0.42
2041	5.000	3.450	0.03	3.853	0.43
2042	5.000	3.570	0.07	3.987	0.49
2043	5.000	3.680	0.09	4.102	0.51
2044	5.000	3.790	0.09	4.206	0.51
2045	5.000	3.920	0.09	4.315	0.48
2046	5.250	4.000	0.04	4.475	0.51
2046	5.000	4.050	0.09	4.415	0.46
2047					
2048					
2051	5.000	4.350	0.09	4.646	0.39

# Recent Bond Sales Week of May 11, 2026

San Luis Obispo County Community College District					
Type	Negotiated				
Sale Date:	5/14/2026				
Security:	General Obligation Unltd				
Issue:	2026 GO Ref Bonds				
Par:	\$41,350,000				
Call:	8/1/2036 @ 100				
Insurance:	None				
Rating:	Aa1 / -- / --				
Bank Qualified:	No				
Tax Status:	Federal & State Tax-Exempt				
Maturity:	Cpn	YTC	Spread	YTM	Kick
2026	5.000	2.750	0.00		
2027	5.000	2.430	-0.13		
2028	5.000	2.440	-0.08		
2029	5.000	2.470	-0.08		
2030	5.000	2.520	-0.09		
2031	5.000	2.570	-0.12		
2032	5.000	2.690	-0.08		
2033	5.000	2.770	-0.05		
2034	5.000	2.840	-0.05		
2035	5.000	2.930	-0.05		
2036	5.000	3.010	-0.05		
2037	5.000	3.100	-0.03	3.232	0.10
2038	5.000	3.190	-0.02	3.421	0.21
2039	5.000	3.310	0.00	3.608	0.30
2040	5.000	3.350	0.00	3.709	0.36
2041					
2042					
2043					
2044					
2045					
2046					
2047					
2048					
2049					
2050					
2051					
2052					
2053					
2054					

California Municipal Finance Authority					
Type	Negotiated				
Sale Date:	5/14/2026				
Security:	Revenue Bonds				
Issue:	2026 Series A				
Par:	\$64,930,000				
Call:	12/1/2028 @ 100				
Insurance:	None				
Rating:	Aa1 / -- / --				
Bank Qualified:	No				
Tax Status:	Federal & State Tax-Exempt				
Maturity:	Cpn	YTC	Spread	YTM	Kick
2026					
2027					
2028					
2029					
2030					
2031					
2032					
2033					
2034					
2035					
2036					
2037					
2038					
2039					
2040					
2041					
2042					
2043					
2044					
2045	3.000	3.000	-0.84		
2046					
2047					
2048					
2049					
2050					
2051					
2052					
2053					
2054					

# Recent Bond Sales Week of May 11, 2026

Southwestern Community College District					
Type	Negotiated				
Sale Date:	5/14/2026				
Security:	General Obligation Unltd				
Issue:	2026 GO Bond Ant. Notes				
Par:	\$10,000,000				
Call:	Non-Callable				
Insurance:	None				
Rating:	MIG1 / -- / --				
Bank Qualified:	No				
Tax Status:	Federal & State Tax-Exempt				
Maturity:	Cpn	YTC	Spread	YTM	Kick
2026					
2027					
2028					
2029	5.750	2.590	0.05		
2030					
2031					
2032					
2033					
2034					
2035					
2036					
2037					
2038					
2039					
2040					
2041					
2042					
2043					
2044					
2045					
2046					
2047					
2048					
2049					
2050					
2051					
2052					
2053					
2054					

Southwestern Community College District					
Type	Negotiated				
Sale Date:	5/14/2026				
Security:	General Obligation Unltd				
Issue:	2026 Ref GO Bond Ant. Notes				
Par:	\$65,115,000				
Call:	8/1/2036 @ 100				
Insurance:	None				
Rating:	Aa2 / -- / --				
Bank Qualified:	No				
Tax Status:	Federal & State Tax-Exempt				
Maturity:	Cpn	YTC	Spread	YTM	Kick
2026	5.000	2.700	0.00		
2027	5.000	2.480	-0.08		
2028	5.000	2.440	-0.08		
2029	5.000	2.500	-0.05		
2030	5.000	2.560	-0.05		
2031	5.000	2.640	-0.05		
2032	5.000	2.720	-0.05		
2033	5.000	2.770	-0.05		
2034	5.000	2.840	-0.05		
2035	5.000	2.930	-0.05		
2036	5.000	3.010	-0.05		
2037	5.000	3.100	-0.03	3.232	0.10
2038	5.000	3.190	-0.01	3.421	0.22
2039	5.000	3.310	0.01	3.608	0.31
2040					
2041					
2042					
2043					
2044					
2045					
2046					
2047					
2048					
2049					
2050					
2051					
2052					
2053					
2054					

# Recent Bond Sales Week of May 11, 2026

California Public Finance Authority					
Type	Negotiated				
Sale Date:	5/15/2026				
Security:	Revenue Bonds				
Issue:	Series 2026 A&B				
Par:	\$68,265,000				
Call:	1/1/2036 @ 100				
Insurance:	None				
Rating:	Non-Rated				
Bank Qualified:	No				
Tax Status:	Federal & State Tax-Exempt				
Maturity:	Cpn	YTC	Spread	YTM	Kick
2026					
2027					
2028					
2029					
2030					
2031					
2032					
2033					
2034					
2035					
2036					
2037					
2038					
2039					
2040					
2041	5.750	5.750	2.27		
2042					
2043					
2044					
2045					
2046					
2047					
2048	6.500	6.500	2.28		
2049					
2050					
2051					
2052					
2053					
2054					

California Public Finance Authority					
Type	Negotiated				
Sale Date:	5/15/2026				
Security:	Revenue Bonds				
Issue:	Series 2026 A&B				
Par:	\$1,365,000				
Call:	Non-Callable				
Insurance:	None				
Rating:	Non-Rated				
Bank Qualified:	No				
Tax Status:	Federally Taxable / State Tax-Exempt				
Maturity:	Cpn	YTC	Spread	YTM	UST
2026					
2027					
2028					
2029					
2030					
2031					
2032					
2033	8.500	8.500	4.08		vs 7yr
2034					
2035					
2036					
2037					
2038					
2039					
2040					
2041					
2042					
2043					
2044					
2045					
2046					
2047					
2048					
2049					
2050					
2051					
2052					
2053					
2054					

# Piper Sandler Disclosures

---

The information contained in this communication has been compiled by Piper Sandler & Co. from sources believed to be reliable, but no representation or warranty, express or implied, is made by Piper Sandler & Co., its affiliates or any other person as to its accuracy, completeness or correctness. All opinions and estimates contained in this communication constitute Piper Sandler & Co.'s judgment as of the date of this communication, are subject to change without notice and are provided in good faith but without legal responsibility.

Piper Sandler is providing the information contained herein for discussion purposes only in anticipation of being engaged to serve as underwriter or placement agent on a future transaction and not as a financial advisor or municipal advisor. In providing the information contained herein, Piper Sandler is not recommending an action to you and the information provided herein is not intended to be and should not be construed as a “recommendation” or “advice” within the meaning of Section 15B of the Securities Exchange Act of 1934. Piper Sandler is not acting as an advisor to you and does not owe a fiduciary duty pursuant to Section 15B of the Exchange Act or under any state law to you with respect to the information and material contained in this communication. As an underwriter or placement agent, Piper Sandler’s primary role is to purchase or arrange for the placement of securities with a view to distribution in an arm’s-length commercial transaction, is acting for its own interests and has financial and other interests that differ from your interests. You should discuss any information and material contained in this communication with any and all internal or external advisors and experts that you deem appropriate before acting on this information or material.

The information contained herein may include hypothetical interest rates or interest rate savings for a potential refunding. Interest rates used herein take into consideration conditions in today’s market and other factual information such as credit rating, geographic location and market sector. Interest rates described herein should not be viewed as rates that Piper Sandler expects to achieve for you should we be selected to act as your underwriter or placement agent. Information about interest rates and terms for SLGs is based on current publicly available information and treasury or agency rates for open-market escrows are based on current market interest rates for these types of credits and should not be seen as costs or rates that Piper Sandler could achieve for you should we be selected to act as your underwriter or placement agent. More particularized information and analysis may be provided after you have engaged Piper Sandler as an underwriter or placement agent or under certain other exceptions as describe in the Section 15B of the Exchange Act.

Piper Sandler Companies (NYSE: PIPR) is a leading investment bank driven to help clients Realize the Power of Partnership®. Securities brokerage and investment banking services are offered in the U.S. through Piper Sandler & Co., member SIPC and NYSE; in the U.K. through Piper Sandler Ltd., authorized and regulated by the U.K. Financial Conduct Authority; in the EU through Aviditi Capital Advisors Europe GmbH, a tied agent of AHP Capital Management GmbH, authorized and regulated by BaFin; and in the Abu Dhabi Global Market through Piper Sandler MENA Ltd., authorized and regulated by the ADGM Financial Services Regulatory Authority. Alternative asset management and fixed income advisory services are offered through separately registered advisory affiliates.