

Weekly Market Update

CALIFORNIA PUBLIC FINANCE GENERAL GOVERNMENT

Table of Contents

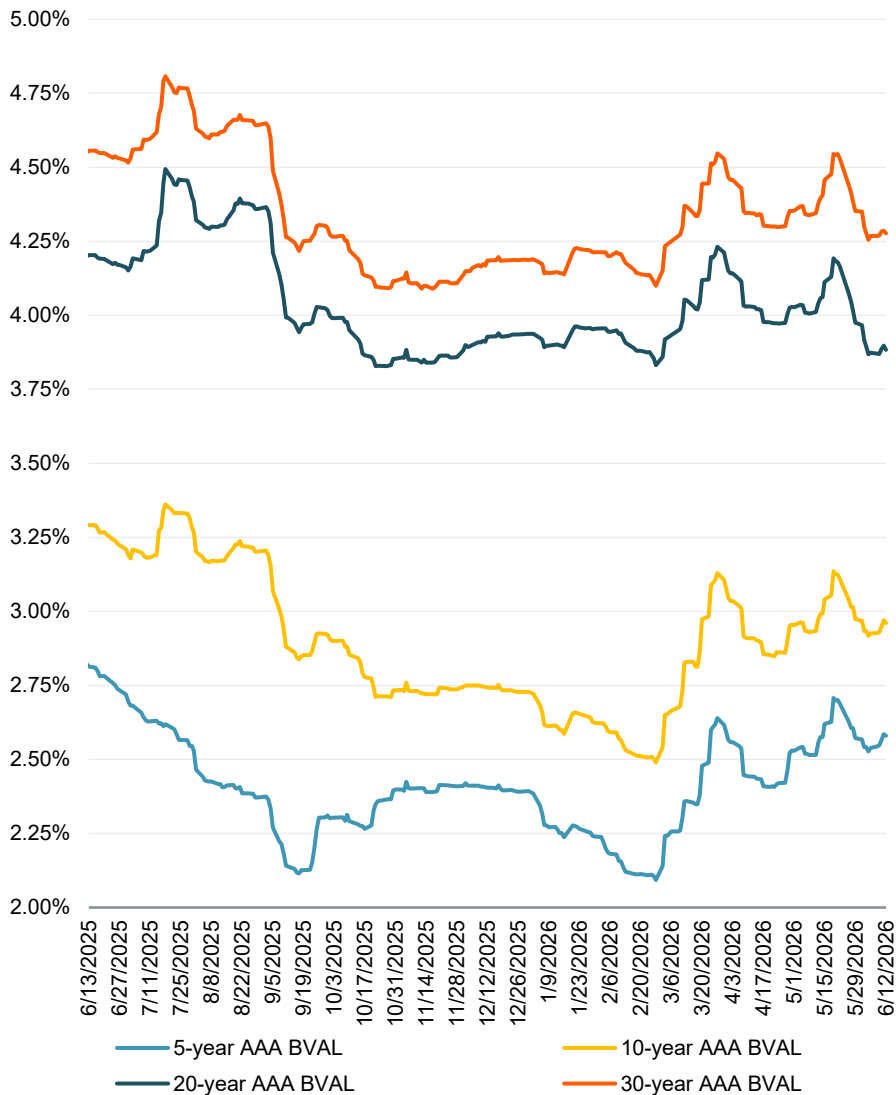
- 1. Tax-Exempt Market Overview**
- 2. Taxable Market Overview**
- 3. Recent Bond Sales**

1. Tax-Exempt Market Overview

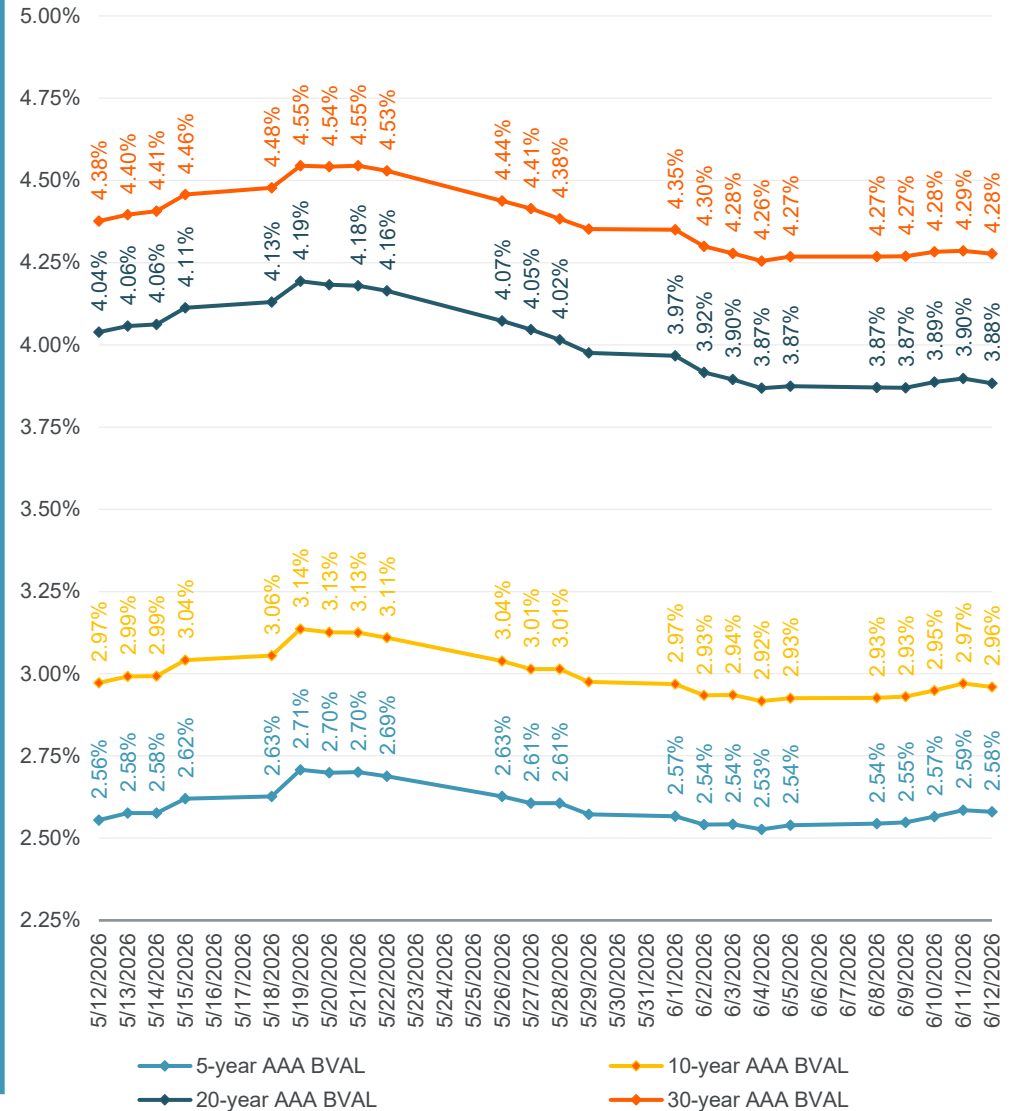


Tax-Exempt Rates

AAA G.O. Municipal Index – Previous Year



AAA G.O. Municipal Index – Previous Month



Source: Bloomberg BVAL AAA Muni Benchmark Data through June 5, 2026.

Generic California AA Rated Tax-Exempt Scale

Generic AA Rated Tax-Exempt Scales 5.00% Coupon Structure	
Year	Yield to Call
2027	2.230
2028	2.300
2029	2.390
2030	2.460
2031	2.550
2032	2.630
2033	2.680
2034	2.740
2035	2.820
2036	2.930
2037	3.050
2038	3.150
2039	3.260
2040	3.320
2041	3.390
2042	3.480
2043	3.560
2044	3.670
2045	3.800
2046	3.930
2051 (Term)	4.190
2056 (Term)	4.370

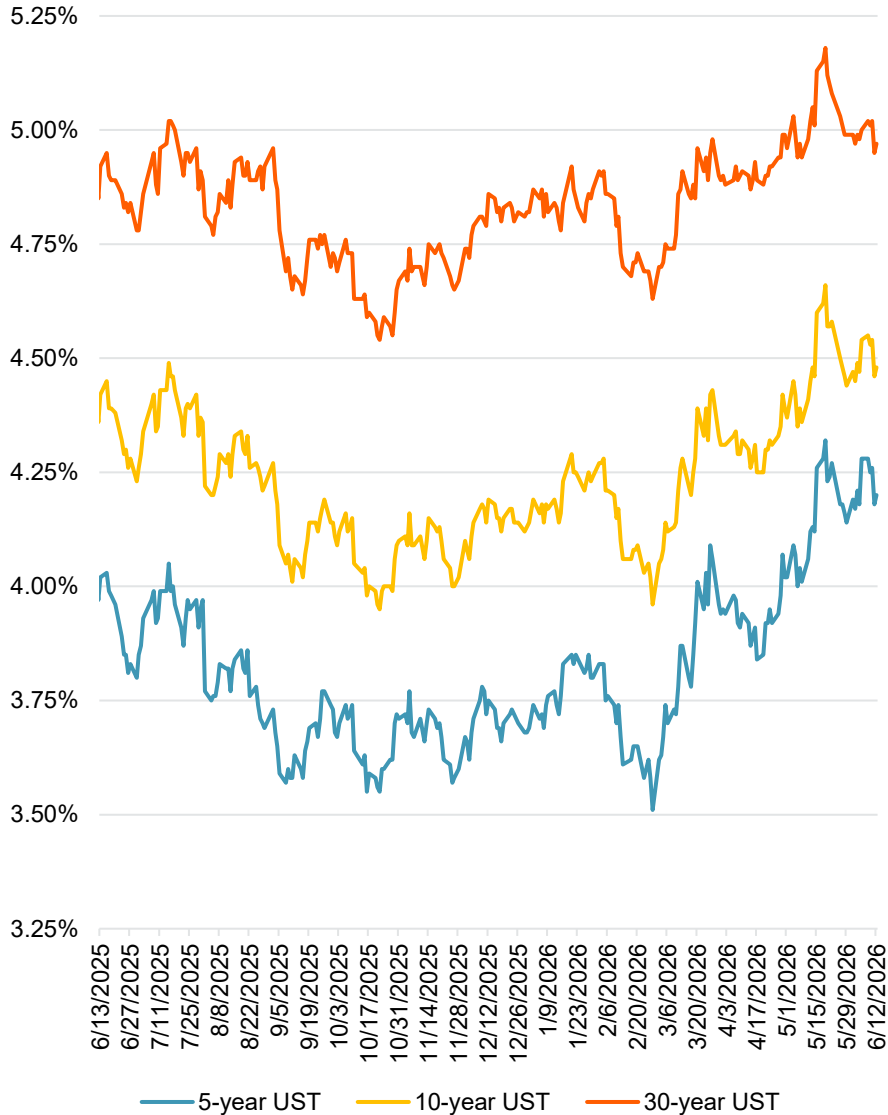
Assumes AA rated school district GO credit, \$1 MM+ per maturity, \$100 MM total. Priced to 10-year call.

2. Taxable Market Overview

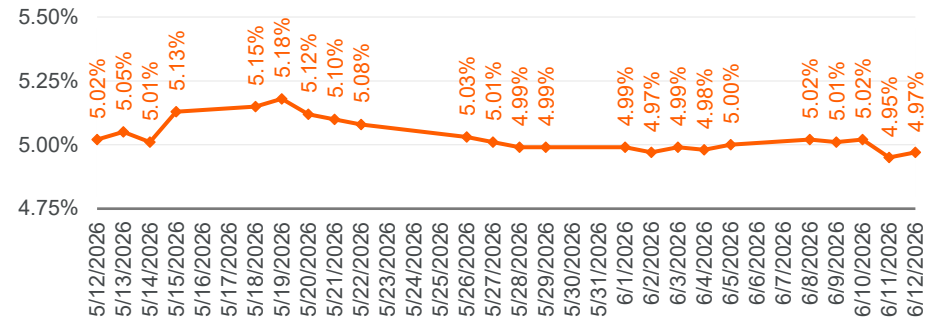


Taxable Rates

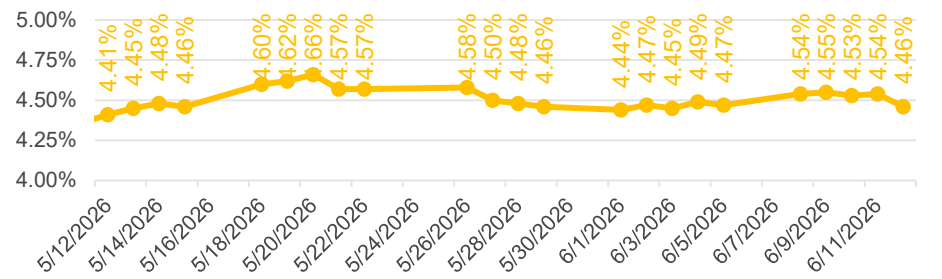
U.S. Treasury Rates



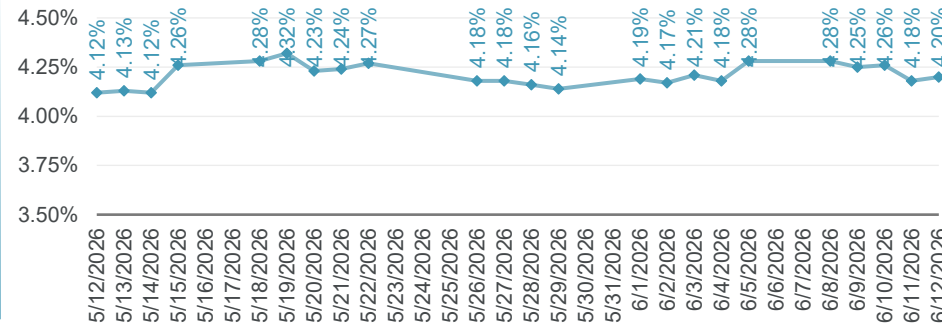
Recent U.S.T. 30 Year Rates



Recent U.S.T. 10 Year Rates



Recent U.S.T. 5 Year Rates



Source: TM3 Treasury Rates data through June 12, 2026.

Generic National Taxable Scales

		Generic Taxable Scales ^(1,2)					
		Aaa Rated		Aa1 Rated		A1 Rated	
Year	Treasury Yields	Yield	Spread	Yield	Spread	Yield	Spread
2027	4.031 (UST 2-yr)	4.231	20	4.281	25	4.431	40
2028	4.031 (UST 3-yr)	4.281	25	4.331	30	4.481	45
2029	4.077 (UST 5-yr)	4.377	30	4.427	35	4.577	50
2030	4.156 (UST 5-yr)	4.406	25	4.456	30	4.606	45
2031	4.156 (UST 7-yr)	4.456	30	4.506	35	4.656	50
2032	4.289 (UST 7-yr)	4.489	20	4.539	25	4.689	40
2033	4.289 (UST 10-yr)	4.589	30	4.639	35	4.789	50
2034	4.441 (UST 10-yr)	4.641	20	4.691	25	4.841	40
2035	4.441 (UST 10-yr)	4.691	25	4.741	30	4.891	45
2036	4.441 (UST 10-yr)	4.791	35	4.841	40	4.991	55
2037	4.441 (UST 10-yr)	4.891	45	4.941	50	5.091	65
2038	4.441 (UST 10-yr)	4.991	55	5.041	60	5.191	75
2039	4.441 (UST 10-yr)	5.091	65	5.141	70	5.291	85
2040	4.441 (UST 10-yr)	5.191	75	5.241	80	5.391	95
2041	4.944 (UST 20-yr)	5.241	80	5.291	85	5.441	100
2046 (Term)	4.944 (UST 20-yr)	5.444	50	5.494	55	5.644	70
2051 (Term)	4.944 (UST 30-yr)	5.544	60	5.594	65	5.744	80
2056 (Term)	4.944 (UST 30-yr)	5.644	70	5.694	75	5.844	90

1) Rates as of June 15, 2026.

2) Scales assume an unlimited general obligation or essential service revenue credit; \$1 MM+ per maturity, \$25 MM minimum total, 10yr call, Unenhanced Rating.

3. Recent Bond Sales



Recent Bond Sales Week of June 8, 2026

County of Sacramento CA Airport System Revenue					
Type	Negotiated				
Sale Date:	6/8/2026				
Security:	Revenue Bonds				
Issue:	Series 2026A				
Par:	\$45,905,000				
Call:	7/1/2036 @ 100				
Insurance:	None				
Rating:	A2 / A+ / --				
Bank Qualified:	No				
Tax Status:	Federal & State Tax-Exempt				
Maturity:	Cpn	YTC	Spread	YTM	Kick
2026					
2027					
2028					
2029					
2030					
2031					
2032					
2033					
2034					
2035					
2036					
2037					
2038					
2039					
2040	5.000	3.420	0.14	3.770	0.49
2041	5.000	3.480	0.14	3.872	0.53
2042					
2043					
2044					
2045					
2046					
2047					
2048					
2049					
2050					
2051					
2052					
2053					
2054					

County of Sacramento CA Airport System Revenue					
Type	Negotiated				
Sale Date:	6/8/2026				
Security:	Revenue Bonds				
Issue:	Series 2026B				
Par:	\$49,955,000				
Call:	7/1/2036 @ 100				
Insurance:	None				
Rating:	A3 / A / --				
Bank Qualified:	No				
Tax Status:	Federal & State Tax-Exempt				
Maturity:	Cpn	YTC	Spread	YTM	Kick
2026					
2027					
2028					
2029					
2030					
2031					
2032					
2033					
2034					
2035					
2036	5.000	3.070	0.11		
2037					
2038	5.000	3.260	0.12	3.486	0.35
2039	5.000	3.420	0.18	3.703	0.46
2040	5.000	3.500	0.22	3.832	0.55
2041	5.000	3.570	0.23	3.939	0.60
2042					
2043					
2044					
2045					
2046					
2047					
2048					
2049					
2050					
2051					
2052					
2053					
2054					

Recent Bond Sales Week of June 8, 2026

Campbell Union High School District					
Type	Negotiated				
Sale Date:	6/9/2026				
Security:	General Obligation Unltd				
Issue:	2026 Series A				
Par:	\$75,600,000				
Call:	8/1/2036 @ 100				
Insurance:	None				
Rating:	-- / AAA / --				
Bank Qualified:	No				
Tax Status:	Federal & State Tax-Exempt				
Maturity:	Cpn	YTC	Spread	YTM	Kick
2026	5.000	2.350	0.00		
2027	5.000	2.090	-0.24		
2028	5.000	2.140	-0.24		
2029	5.000	2.240	-0.20		
2030	5.000	2.280	-0.23		
2031	5.000	2.320	-0.27		
2032	5.000	2.420	-0.26		
2033	5.000	2.490	-0.24		
2034	5.000	2.570	-0.23		
2035	5.000	2.640	-0.24		
2036	5.000	2.750	-0.22		
2037	5.000	2.860	-0.20	3.010	-0.05
2038					
2039					
2040					
2041					
2042					
2043					
2044					
2045					
2046					
2047					
2048					
2049					
2050					
2051					
2052					
2053					
2054					

Stanislaus Regional Housing Authority					
Type	Negotiated				
Sale Date:	6/9/2026				
Security:	Revenue Bonds				
Issue:	Series 2026A				
Par:	\$10,740,000				
Call:	6/1/2036 @ 100				
Insurance:	None				
Rating:	-- / A+ / --				
Bank Qualified:	No				
Tax Status:	Federal & State Tax-Exempt				
Maturity:	Cpn	YTC	Spread	YTM	Kick
2026					
2027	5.000	2.730	0.40		
2028	5.000	2.880	0.50		
2029	5.000	2.980	0.55		
2030	5.000	3.100	0.60		
2031	5.000	3.230	0.65		
2032					
2033					
2034					
2035					
2036	5.000	3.700	0.75		
2037					
2038					
2039					
2040					
2041	5.000	4.160	0.82	4.377	1.04
2042					
2043					
2044					
2045					
2046	5.000	4.660	0.80	4.790	0.93
2047					
2048					
2049					
2050					
2051	5.000	4.760	0.62	4.869	0.73
2052					
2053					
2054					
2055					
2056	5.250	4.850	0.55	5.047	0.75

Recent Bond Sales Week of June 8, 2026

California Housing Finance Agency					
Type	Negotiated				
Sale Date:	6/9/2026				
Security:	Revenue Bonds				
Issue:	2026 Issue S				
Par:	\$32,640,000				
Call:	7/1/2029 @ 100				
Insurance:	None				
Rating:	Aa1 / -- / --				
Bank Qualified:	No				
Tax Status:	Federal & State Tax-Exempt				
Maturity:	Cpn	YTC	Spread	YTM	Kick
2026					
2027					
2028					
2029					
2030					
2031	2.875	2.875	0.29		
2032					
2033					
2034					
2035					
2036					
2037					
2038					
2039					
2040					
2041					
2042					
2043					
2044					
2045					
2046					
2047					
2048					
2049					
2050					
2051					
2052					
2053					
2054					

California Housing Finance Agency					
Type	Negotiated				
Sale Date:	6/9/2026				
Security:	Revenue Bonds				
Issue:	2026 Issue S-T				
Par:	\$28,750,000				
Call:	7/1/2029 @ 100				
Insurance:	None				
Rating:	Aa1 / /				
Bank Qualified:	No				
Tax Status:	Federally Taxable / State Tax-Exempt				
Maturity:	Cpn	YTC	Spread	YTM	UST
2026					
2027					
2028					
2029					
2030					
2031	4.607	4.606	0.36		vs 5yr
2032					
2033					
2034					
2035					
2036					
2037					
2038					
2039					
2040					
2041					
2042					
2043					
2044					
2045					
2046					
2047					
2048					
2049					
2050					
2051					
2052					
2053					
2054					

Recent Bond Sales Week of June 8, 2026

Menifee Union School District Public Financing Authority					
Type	Negotiated				
Sale Date:	6/9/2026				
Security:	Special Tax				
Issue:	2026 Series A				
Par:	\$16,050,000				
Call:	Non-Callable				
Insurance:	AG				
Rating:	-- / AA / --				
Bank Qualified:	No				
Tax Status:	Federal & State Tax-Exempt				
Maturity:	Cpn	YTC	Spread	YTM	Kick
2026	5.000	2.760	0.00		
2027	5.000	2.530	0.20		
2028	5.000	2.590	0.20		
2029	5.000	2.620	0.17		
2030	5.000	2.690	0.17		
2031	5.000	2.760	0.16		
2032	5.000	2.850	0.16		
2033	5.000	2.930	0.20		
2034	5.000	3.030	0.22		
2035	5.000	3.120	0.23		
2036	5.000	3.210	0.23		
2037	5.000	3.320	0.25		
2038					
2039					
2040					
2041					
2042					
2043					
2044					
2045					
2046					
2047					
2048					
2049					
2050					
2051					
2052					
2053					
2054					

Menifee Union School District					
Type	Negotiated				
Sale Date:	6/9/2026				
Security:	General Obligation Unltd				
Issue:	2026 GO Ref Bonds				
Par:	\$15,500,000				
Call:	Non-Callable				
Insurance:	None				
Rating:	Aa2 / -- / --				
Bank Qualified:	No				
Tax Status:	Federal & State Tax-Exempt				
Maturity:	Cpn	YTC	Spread	YTM	Kick
2026	5.000	2.550	0.00		
2027	5.000	2.230	-0.10		
2028	5.000	2.280	-0.10		
2029	5.000	2.340	-0.10		
2030	5.000	2.410	-0.10		
2031	5.000	2.480	-0.11		
2032	5.000	2.580	-0.10		
2033	5.000	2.630	-0.10		
2034					
2035					
2036					
2037					
2038					
2039					
2040					
2041					
2042					
2043					
2044					
2045					
2046					
2047					
2048					
2049					
2050					
2051					
2052					
2053					
2054					

Recent Bond Sales Week of June 8, 2026

City of Ontario					
Type	Negotiated				
Sale Date:	6/9/2026				
Security:	Revenue Bonds				
Issue:	Series 2026C				
Par:	\$80,530,000				
Call:	3/1/2036 @ 100				
Insurance:	None				
Rating:	/ AA- / AA-				
Bank Qualified:	No				
Tax Status:	Federally Taxable / State Tax-Exempt				
Maturity:	Cpn	YTC	Spread	YTM	UST
2026					
2027					
2028					
2029	4.425				vs 3yr
2030	4.501				vs 5yr
2031	4.631				vs 5yr
2032	4.765				vs 7yr
2033	4.865				vs 7yr
2034	4.928				vs 10yr
2035	5.008				vs 10yr
2036	5.078				vs 10yr
2037	5.208				vs 10yr
2038	5.348				vs 10yr
2039	5.448				vs 10yr
2040	5.478				vs 10yr
2041	5.528				vs 10yr
2042					
2043					
2044					
2045					
2046					
2047					
2048	5.933				vs 30yr
2049					
2050					
2051					
2052					
2053					
2054					

City of Ontario					
Type	Negotiated				
Sale Date:	6/9/2026				
Security:	Revenue Bonds				
Issue:	Series 2026D				
Par:	\$234,430,000				
Call:	3/1/2036 @ 100				
Insurance:	None				
Rating:	-- / AA- / AA-				
Bank Qualified:	No				
Tax Status:	Federal & State Tax-Exempt				
Maturity:	Cpn	YTC	Spread	YTM	Kick
2026					
2027					
2028					
2029	5.000	2.370	-0.05		
2030	5.000	2.440	-0.04		
2031	5.000	2.540	-0.03		
2032	5.000	2.620	-0.02		
2033	5.000	2.740	0.03		
2034	5.000	2.760	0.00		
2035	5.000	2.870	0.03		
2036	5.000	2.970	0.04		
2037	5.000	3.080	0.05	3.221	0.19
2038	5.000	3.180	0.06	3.424	0.30
2039	5.000	3.300	0.10	3.615	0.41
2040	5.000	3.380	0.10	3.750	0.47
2041	5.000	3.440	0.10	3.854	0.51
2042	5.000	3.510	0.10	3.953	0.54
2043	5.000	3.600	0.10	4.056	0.56
2044	5.000	3.700	0.10	4.155	0.56
2045	5.000	3.830	0.10	4.265	0.54
2046	5.000	3.960	0.10	4.367	0.51
2047					
2048					
2049					
2050					
2051	5.000	4.230	0.09	4.587	0.45
2052					
2053					
2056	5.000	4.410	0.11	4.710	0.41

Recent Bond Sales Week of June 8, 2026

Ontario Montclair School District					
Type	Negotiated				
Sale Date:	6/9/2026				
Security:	General Obligation Unltd				
Issue:	Election of 2016, Series 2026D				
Par:	\$27,000,000				
Call:	8/1/2036 @ 100				
Insurance:	None				
Rating:	Aa2 / -- / --				
Bank Qualified:	No				
Tax Status:	Federal & State Tax-Exempt				
Maturity:	Cpn	YTC	Spread	YTM	Kick
2026					
2027	5.000	2.200	-0.13		
2028					
2029					
2030					
2031					
2032					
2033					
2034					
2035					
2036					
2037	5.000	3.060	0.00	3.196	0.14
2038	5.000	3.140	0.00	3.379	0.24
2039	5.000	3.260	0.02	3.569	0.33
2040	5.000	3.320	0.04	3.689	0.41
2041	5.000	3.380	0.04	3.794	0.45
2042	5.000	3.490	0.08	3.923	0.51
2043	5.000	3.580	0.08	4.026	0.53
2044	5.000	3.650	0.05	4.107	0.51
2045	5.000	3.780	0.05	4.219	0.49
2046	5.000	3.890	0.03	4.311	0.45
2047					
2048					
2049					
2050					
2051					
2052	5.000	4.180		4.558	0.38
2053					
2054					

Ontario Montclair School District					
Type	Negotiated				
Sale Date:	6/9/2026				
Security:	General Obligation Unltd				
Issue:	2026 GO Ref Bonds				
Par:	\$13,360,000				
Call:	Non-Callable				
Insurance:	None				
Rating:	Aa2 / -- / --				
Bank Qualified:	No				
Tax Status:	Federal & State Tax-Exempt				
Maturity:	Cpn	YTC	Spread	YTM	Kick
2026	5.000	2.550	0.00		
2027					
2028					
2029					
2030					
2031	5.000	2.450	-0.14		
2032	5.000	2.540	-0.14		
2033	5.000	2.590	-0.14		
2034	5.000	2.660	-0.14		
2035					
2036					
2037					
2038					
2039					
2040					
2041					
2042					
2043					
2044					
2045					
2046					
2047					
2048					
2049					
2050					
2051					
2052					
2053					
2054					

Recent Bond Sales Week of June 8, 2026

Folsom Cordova Unified School District					
Type	Negotiated				
Sale Date:	6/9/2026				
Security:	General Obligation Unltd				
Issue:	Series A				
Par:	\$86,940,000				
Call:	10/1/2036 @ 100				
Insurance:	None				
Rating:	Aa3 / -- / --				
Bank Qualified:	No				
Tax Status:	Federal & State Tax-Exempt				
Maturity:	Cpn	YTC	Spread	YTM	Kick
2026	5.000	2.550	0.00		
2027					
2028					
2029	5.000	2.350	-0.10		
2030	5.000	2.420	-0.10		
2031	5.000	2.500	-0.10		
2032	5.000	2.590	-0.10		
2033	5.000	2.630	-0.10		
2034	5.000	2.710	-0.10		
2035	5.000	2.790	-0.10		
2036	5.000	2.880	-0.10		
2037	5.000	2.970	-0.10	3.110	0.04
2038	5.000	3.100	-0.05	3.341	0.19
2039	5.000	3.250	-0.01	3.557	0.30
2040	5.000	3.280	0.00	3.653	0.37
2041	5.000	3.340	0.00	3.759	0.42
2042					
2043					
2044					
2045					
2046					
2047					
2048					
2049					
2050					
2051					
2052					
2053					
2054					

Folsom Cordova USD School Fac. Imp. Dist No 4					
Type	Negotiated				
Sale Date:	6/9/2026				
Security:	General Obligation Unltd				
Issue:	Series B				
Par:	\$9,785,000				
Call:	10/1/2036 @ 100				
Insurance:	None				
Rating:	Aa2 / -- / --				
Bank Qualified:	No				
Tax Status:	Federal & State Tax-Exempt				
Maturity:	Cpn	YTC	Spread	YTM	Kick
2026	5.000	2.750	0.00		
2027	5.000	2.200	-0.13		
2028	5.000	2.250	-0.14		
2029	5.000	2.300	-0.15		
2030	5.000	2.370	-0.15		
2031	5.000	2.450	-0.15		
2032	5.000	2.540	-0.15		
2033	5.000	2.580	-0.15		
2034	5.000	2.660	-0.15		
2035	5.000	2.740	-0.15		
2036	5.000	2.830	-0.15		
2037	5.000	2.970	-0.10	3.110	0.04
2038	5.000	3.080	-0.07	3.323	0.17
2039	5.000	3.190	-0.07	3.507	0.25
2040	5.000	3.210	-0.07	3.598	0.32
2041	5.000	3.270	-0.07	3.707	0.37
2042					
2043					
2044					
2045					
2046					
2047					
2048					
2049					
2050					
2051					
2052					
2053					
2054					

Recent Bond Sales Week of June 8, 2026

Folsom Cordova Unified School District					
Type	Negotiated				
Sale Date:	6/9/2026				
Security:	General Obligation Unltd				
Issue:	Series C				
Par:	\$49,045,000				
Call:	10/1/2036 @ 100				
Insurance:	None				
Rating:	Aa2 / -- / --				
Bank Qualified:	No				
Tax Status:	Federal & State Tax-Exempt				
Maturity:	Cpn	YTC	Spread	YTM	Kick
2026	5.000	2.750	0.00		
2027	5.000	2.200	-0.13		
2028	5.000	2.250	-0.14		
2029	5.000	2.300	-0.15		
2030	5.000	2.370	-0.15		
2031	5.000	2.450	-0.15		
2032	5.000	2.540	-0.15		
2033	5.000	2.580	-0.15		
2034	5.000	2.680	-0.13		
2035	5.000	2.760	-0.13		
2036	5.000	2.830	-0.15		
2037	5.000	2.970	-0.10	3.110	0.04
2038	5.000	3.080	-0.07	3.323	0.17
2039	5.000	3.190	-0.07	3.507	0.25
2040	5.000	3.210	-0.07	3.598	0.32
2041	5.000	3.300	-0.04	3.730	0.39
2042					
2043					
2044					
2045					
2046					
2047					
2048					
2049					
2050					
2051					
2052					
2053					
2054					

California Statewide Communities Development Authority					
Type	Negotiated				
Sale Date:	6/10/2026				
Security:	Revenue Bonds				
Issue:	2026 Series C				
Par:	\$71,355,000				
Call:	7/1/2035 @ 100				
Insurance:	FNMA COLL				
Rating:	Aa1 / -- / --				
Bank Qualified:	No				
Tax Status:	Federal & State Tax-Exempt				
Maturity:	Cpn	YTC	Spread	YTM	Kick
2026					
2027					
2028					
2029					
2030					
2031					
2032					
2033					
2034					
2035					
2036	3.800	3.800	0.82		
2037					
2038					
2039					
2040					
2041					
2042					
2043					
2044					
2045					
2046					
2047					
2048					
2049					
2050					
2051					
2052					
2053					
2054					

Recent Bond Sales Week of June 8, 2026

Alisal Union School District					
Type	Negotiated				
Sale Date:	6/10/2026				
Security:	General Obligation Unltd				
Issue:	Election of 2006, 2026 Series D				
Par:	\$6,734,430				
Call:	2/1/2034 @ 100				
Insurance:	None				
Rating:	Aa3 / -- / --				
Bank Qualified:	No				
Tax Status:	Federal & State Tax-Exempt				
Maturity:	Cpn	YTC	Spread	YTM	Kick
2026					
2027					
2028					
2029					
2030					
2031					
2032					
2033					
2034					
2035	0.000	3.730	0.83		
2036	0.000	3.820	0.83		
2037	0.000	3.910	0.83		
2038	0.000	3.990	0.83		
2039	0.000	4.080	0.82		
2040	0.000	4.130	0.83		
2041	0.000	4.190	0.83		
2042	0.000	4.260	0.83		
2043	0.000	4.350	0.83		
2044	0.000	4.450	0.83		
2045	0.000	4.580	0.83		
2046	0.000	4.710	0.83		
2047	0.000	4.830	0.83		
2048	0.000	4.900	0.82		
2049	0.000	4.950	0.83		
2050	0.000	4.970	0.83		
2051					
2052					
2053					
2054					

Alisal Union School District					
Type	Negotiated				
Sale Date:	6/10/2026				
Security:	General Obligation Unltd				
Issue:	Election of 2006, 2026 Series D				
Par:	\$965,095				
Call:	2/1/2034 @ 100				
Insurance:	None				
Rating:	Aa3 / -- / --				
Bank Qualified:	No				
Tax Status:	Federal & State Tax-Exempt				
Maturity:	Cpn	YTC	Spread	YTM	Kick
2026					
2027					
2028					
2029					
2030					
2031					
2032					
2033					
2034					
2035					
2036					
2037					
2038					
2039					
2040					
2041					
2042					
2043					
2044					
2045					
2046					
2047					
2048					
2049					
2050					
2051	0.000	4.990	0.83		
2052					
2053					
2054					

Recent Bond Sales Week of June 8, 2026

City of Lake Elsinore CFD No 2016-2					
Type	Negotiated				
Sale Date:	6/10/2026				
Security:	Special Tax				
Issue:	2026 Spec Tax Ref Bonds				
Par:	\$20,400,000				
Call:	9/1/2036 @ 100				
Insurance:	AG				
Rating:	-- / AA / --				
Bank Qualified:	No				
Tax Status:	Federal & State Tax-Exempt				
Maturity:	Cpn	YTC	Spread	YTM	Kick
2026					
2027	5.000	2.630	0.30		
2028	5.000	2.690	0.30		
2029	5.000	2.750	0.28		
2030	5.000	2.820	0.28		
2031	5.000	2.870	0.25		
2032	5.000	2.990	0.28		
2033	5.000	3.030	0.28		
2034	5.000	3.110	0.28		
2035	5.000	3.220	0.31		
2036	5.000	3.310	0.31		
2037	5.000	3.390	0.30	3.502	0.41
2038	5.000	3.500	0.33	3.691	0.52
2039	5.000	3.560	0.29	3.813	0.54
2040	5.000	3.600	0.30	3.904	0.60
2041	5.000	3.660	0.30	3.999	0.64
2042	5.000	3.730	0.30	4.091	0.66
2043	5.000	3.810	0.29	4.181	0.66
2044	4.000	4.150	0.53		
2045	4.000	4.180	0.43		
2046	4.000	4.220	0.34		
2047	4.125	4.290	0.29		
2048	4.125	4.350	0.27		
2049					
2050					
2051					
2052					
2053					
2054					

Los Angeles Community College District					
Type	Negotiated				
Sale Date:	6/10/2026				
Security:	General Obligation Unltd				
Issue:	2026 GO Ref Bonds				
Par:	\$560,140,000				
Call:	8/1/2036 @ 100				
Insurance:	None				
Rating:	Aaa / AA+ / --				
Bank Qualified:	No				
Tax Status:	Federal & State Tax-Exempt				
Maturity:	Cpn	YTC	Spread	YTM	Kick
2026	5.000	2.370	0.00		
2027	5.000	2.130	-0.20		
2028	5.000	2.180	-0.20		
2029	5.000	2.240	-0.22		
2030	5.000	2.300	-0.23		
2031	5.000	2.380	-0.23		
2032	5.000	2.480	-0.22		
2033	5.000	2.510	-0.24		
2034	5.000	2.600	-0.22		
2035	5.000	2.680	-0.22		
2036	5.000	2.850	-0.14		
2037	5.000	3.000	-0.08	3.140	0.06
2038	5.000	3.140	-0.02	3.379	0.22
2039	5.000	3.260	0.00		
2039	5.000	3.230	-0.03	3.544	0.28
2040	5.000	3.320	0.02		
2041	5.000	3.390	0.03		
2042	5.000	3.460	0.03		
2044					
2045					
2046					
2047					
2048					
2049					
2050					
2051					
2052					
2053					
2054					

Recent Bond Sales Week of June 8, 2026

Maxwell Unified School District					
Type	Negotiated				
Sale Date:	6/10/2026				
Security:	General Obligation Unltd				
Issue:	Election of 2024, Series B				
Par:	\$3,385,000				
Call:	8/1/2036 @ 100				
Insurance:	AG				
Rating:	-- / AA / --				
Bank Qualified:	Yes				
Tax Status:	Bank Qualified / State-Tax Exempt				
Maturity:	Cpn	YTC	Spread	YTM	Kick
2026					
2027					
2028					
2029					
2030	5.000	2.670	0.14		
2031	5.000	2.750	0.14		
2032	5.000	2.850	0.15		
2033	5.000	2.900	0.15		
2034	5.000	2.960	0.14		
2035	5.000	3.010	0.11		
2036					
2037	5.000	3.190	0.11	3.317	0.24
2038					
2039	5.000	3.380	0.12	3.667	0.41
2040					
2041	5.000	3.500	0.14	3.883	0.52
2042					
2043					
2044					
2045					
2046					
2047					
2048					
2049					
2050					
2051					
2052					
2053					
2056	5.000	4.430	0.11	4.712	0.39

County of San Joaquin CFD No 2009-1					
Type	Negotiated				
Sale Date:	6/10/2026				
Security:	Special Tax				
Issue:	Series 2026				
Par:	\$12,695,000				
Call:	9/1/2033 @ 103 DTP 9/1/2036				
Insurance:	None				
Rating:	Non-Rated				
Bank Qualified:	No				
Tax Status:	Federal & State Tax-Exempt				
Maturity:	Cpn	YTC	Spread	YTM	Kick
2026					
2027	5.000	3.000	0.67		
2028	5.000	3.250	0.86		
2029	5.000	3.400	0.93		
2030	5.000	3.600	1.06		
2031	5.000	3.750	1.13		
2032	5.000	3.840	1.13		
2033	5.000	3.880	1.13		
2034	5.000	3.960	1.13		
2035	5.000	4.040	1.13		
2036	5.000	4.130	1.13		
2037					
2038					
2039					
2040					
2041	5.000	4.420	1.06	4.566	1.21
2042					
2043					
2044					
2045					
2046	5.000	4.760	0.88	4.850	0.97
2047					
2048					
2049					
2050					
2051	5.000	4.940	0.78	4.967	0.81
2052					
2053					
2056	5.000	5.080	0.76		

Recent Bond Sales Week of June 8, 2026

San Joaquin Delta Community College District					
Type	Negotiated				
Sale Date:	6/10/2026				
Security:	General Obligation Unltd				
Issue:	Series B				
Par:	\$130,000,000				
Call:	8/1/2036 @ 100				
Insurance:	None				
Rating:	Aa2 / -- / --				
Bank Qualified:	No				
Tax Status:	Federal & State Tax-Exempt				
Maturity:	Cpn	YTC	Spread	YTM	Kick
2026					
2027	5.000	2.160	-0.17		
2028	5.000	2.210	-0.17		
2029					
2030					
2031					
2032					
2033					
2034					
2035					
2036					
2037	5.000	2.960	-0.12	3.103	0.02
2038	5.000	3.070	-0.09	3.318	0.16
2039	5.000	3.200	-0.06	3.520	0.26
2040	5.000	3.270	-0.03	3.650	0.35
2041	5.000	3.340	-0.02	3.765	0.41
2042	5.000	3.420	-0.01	3.874	0.44
2043	5.000	3.530	0.01	3.993	0.47
2044	5.000	3.610	-0.01	4.082	0.46
2045	5.000	3.750	0.00	4.201	0.45
2046	5.000	3.850	-0.03	4.287	0.41
2047					
2048					
2049					
2050					
2051	5.000	4.130	-0.03	4.523	0.36
2052					
2053					
2054					

San Joaquin Delta Community College District					
Type	Negotiated				
Sale Date:	6/10/2026				
Security:	General Obligation Unltd				
Issue:	2026 GO Ref Bonds				
Par:	\$38,785,000				
Call:	8/1/2036 @ 100				
Insurance:	None				
Rating:	Aa2 / -- / --				
Bank Qualified:	No				
Tax Status:	Federal & State Tax-Exempt				
Maturity:	Cpn	YTC	Spread	YTM	Kick
2026					
2027	5.000	2.160	-0.17		
2028	5.000	2.210	-0.17		
2029	5.000	2.320	-0.14		
2030	5.000	2.330	-0.20		
2031	5.000	2.400	-0.21		
2032	5.000	2.520	-0.18		
2033	5.000	2.550	-0.20		
2034	5.000	2.650	-0.17		
2035	5.000	2.710	-0.19		
2036	5.000	2.830	-0.16		
2037	5.000	2.960	-0.12	3.103	0.02
2038	5.000	3.070	-0.09	3.318	0.16
2039					
2040					
2041					
2042					
2043					
2044					
2045					
2046					
2047					
2048					
2049					
2050					
2051					
2052					
2053					
2054					

Recent Bond Sales Week of June 8, 2026

California Housing Finance Agency					
Type	Negotiated				
Sale Date:	6/11/2026				
Security:	Revenue Bonds				
Issue:	2026F				
Par:	\$16,750,000				
Call:	6/1/2044 @ 100				
Insurance:	None				
Rating:	Non-Rated				
Bank Qualified:	No				
Tax Status:	Federal & State Tax-Exempt				
Maturity:	Cpn	YTC	Spread	YTM	Kick
2026					
2027					
2028					
2029					
2030					
2031					
2032					
2033					
2034					
2035					
2036					
2037					
2038					
2039					
2040					
2041					
2042					
2043					
2044					
2045					
2046	6.330	6.330	2.45		
2047					
2048					
2049					
2050					
2051					
2052					
2053					
2054					

California Statewide Communities Development Authority					
Type	Negotiated				
Sale Date:	6/11/2026				
Security:	Revenue Bonds				
Issue:	2026 Series A				
Par:	\$20,520,000				
Call:	7/1/2035 @ 100				
Insurance:	None				
Rating:	Non-Rated				
Bank Qualified:	No				
Tax Status:	Federal & State Tax-Exempt				
Maturity:	Cpn	YTC	Spread	YTM	Kick
2026					
2027					
2028					
2029					
2030					
2031					
2032					
2033					
2034					
2035					
2036					
2037	7.500	7.750	4.70		
2038					
2039					
2040					
2041					
2042					
2043					
2044					
2045					
2046					
2047					
2048					
2049					
2050					
2051					
2052					
2053					
2054					

Recent Bond Sales Week of June 8, 2026

California Municipal Finance Authority					
Type	Negotiated				
Sale Date:	6/11/2026				
Security:	Revenue Bonds				
Issue:	2026 Series A				
Par:	\$18,900,000				
Call:	7/1/2036 @ 100				
Insurance:	FHLMC COLL				
Rating:	Aa1 / -- / --				
Bank Qualified:	No				
Tax Status:	Federal & State Tax-Exempt				
Maturity:	Cpn	YTC	Spread	YTM	Kick
2026					
2027					
2028					
2029					
2030					
2031					
2032					
2033					
2034					
2035					
2036					
2037					
2038					
2039					
2040					
2041					
2042	4.250	4.250	0.78		
2043					
2044					
2045					
2046					
2047					
2048					
2049					
2050					
2051					
2052					
2053					
2054					

City of Desert Hot Springs CFD 2025-1 IA 1					
Type	Negotiated				
Sale Date:	6/11/2026				
Security:	Special Tax				
Issue:	Series 2026				
Par:	\$9,635,000				
Call:	9/1/2032 @ 103 DTP 9/1/2035				
Insurance:	None				
Rating:	Non-Rated				
Bank Qualified:	No				
Tax Status:	Federal & State Tax-Exempt				
Maturity:	Cpn	YTC	Spread	YTM	Kick
2026					
2027	5.000	2.950	0.62		
2028	5.000	3.260	0.85		
2029	5.000	3.390	0.88		
2030	5.000	3.560	0.98		
2031	5.000	3.740	1.07		
2032	5.000	3.880	1.12		
2033	5.000	3.920	1.12		
2034	5.000	4.000	1.13		
2035	5.000	4.080	1.13		
2036	5.000	4.170	1.13	4.235	1.19
2037	5.000	4.280	1.15	4.382	1.25
2038					
2039					
2040					
2041	5.000	4.360	0.96	4.558	1.16
2042					
2043					
2044					
2045					
2046	5.000	4.680	0.80	4.815	0.94
2047					
2048					
2049					
2050					
2051	5.000	4.860	0.70	4.928	0.77
2052					
2053					
2054					

Piper Sandler Disclosures

The information contained in this communication has been compiled by Piper Sandler & Co. from sources believed to be reliable, but no representation or warranty, express or implied, is made by Piper Sandler & Co., its affiliates or any other person as to its accuracy, completeness or correctness. All opinions and estimates contained in this communication constitute Piper Sandler & Co.'s judgment as of the date of this communication, are subject to change without notice and are provided in good faith but without legal responsibility.

Piper Sandler is providing the information contained herein for discussion purposes only in anticipation of being engaged to serve as underwriter or placement agent on a future transaction and not as a financial advisor or municipal advisor. In providing the information contained herein, Piper Sandler is not recommending an action to you and the information provided herein is not intended to be and should not be construed as a “recommendation” or “advice” within the meaning of Section 15B of the Securities Exchange Act of 1934. Piper Sandler is not acting as an advisor to you and does not owe a fiduciary duty pursuant to Section 15B of the Exchange Act or under any state law to you with respect to the information and material contained in this communication. As an underwriter or placement agent, Piper Sandler’s primary role is to purchase or arrange for the placement of securities with a view to distribution in an arm’s-length commercial transaction, is acting for its own interests and has financial and other interests that differ from your interests. You should discuss any information and material contained in this communication with any and all internal or external advisors and experts that you deem appropriate before acting on this information or material.

The information contained herein may include hypothetical interest rates or interest rate savings for a potential refunding. Interest rates used herein take into consideration conditions in today’s market and other factual information such as credit rating, geographic location and market sector. Interest rates described herein should not be viewed as rates that Piper Sandler expects to achieve for you should we be selected to act as your underwriter or placement agent. Information about interest rates and terms for SLGs is based on current publicly available information and treasury or agency rates for open-market escrows are based on current market interest rates for these types of credits and should not be seen as costs or rates that Piper Sandler could achieve for you should we be selected to act as your underwriter or placement agent. More particularized information and analysis may be provided after you have engaged Piper Sandler as an underwriter or placement agent or under certain other exceptions as describe in the Section 15B of the Exchange Act.

Piper Sandler Companies (NYSE: PIPR) is a leading investment bank driven to help clients Realize the Power of Partnership®. Securities brokerage and investment banking services are offered in the U.S. through Piper Sandler & Co., member SIPC and NYSE; in the U.K. through Piper Sandler Ltd., authorized and regulated by the U.K. Financial Conduct Authority; in the EU through Aviditi Capital Advisors Europe GmbH, a tied agent of AHP Capital Management GmbH, authorized and regulated by BaFin; and in the Abu Dhabi Global Market through Piper Sandler MENA Ltd., authorized and regulated by the ADGM Financial Services Regulatory Authority. Alternative asset management and fixed income advisory services are offered through separately registered advisory affiliates.